


2013-14 MEDIA INFORMATION GUIDE

This is Exhibit referred to in the
 affidavit of Andrew Gehart
 20th
 February 2015


ONTARIO HOCKEY LEAGUE

67



Sean Monahan
Ottawa 67's

6th Overall Pick 2013 NHL Entry Draft
 Calgary Flames



STANLEY'S GAME SEVEN

3D

Hockey's first 3D film.

NOW PLAYING AT THE HOCKEY HALL OF FAME

NETWORK

TSN



Brookfield Place, 30 Yonge Street
Toronto, Ontario 416-360-7765

HHOF.com



CONTENTS

Ontario Hockey League		Awards and Trophies	
Ontario Hockey League Directory	4	Team Trophies	128
History of the OHL	6	Individual Trophies	131
		Canadian Hockey League Awards	142
Member Teams		OHL Graduates in the Hall of Fame	143
Barrie Colts	8		
Belleville Bulls	11	All-Star Teams	
Erie Otters	14	All-Star Teams	144
Guelph Storm	17	All-Rookie Teams	149
Kingston Frontenacs	20		
Kitchener Rangers	23	2013 OHL Playoffs	
London Knights	26	Robertson Cup	152
Mississauga Steelheads	29	OHL Championship Rosters	153
Niagara IceDogs	32	Playoff Records	156
North Bay Battalion	35	Results	157
Oshawa Generals	38	Playoff Scoring Leaders	158
Ottawa 67's	41	Goaltender Statistics	160
Owen Sound Attack	44	Player Statistics	161
Peterborough Petes	47	2013 OHL Champions photo	166
Plymouth Whalers	50		
Saginaw Spirit	53	Memorial Cup	
Sarnia Sting	56	History	167
Sault Ste. Marie Greyhounds	59	All-Star Teams	168
Sudbury Wolves	62	Trophies	169
Windsor Spitfires	65	Records	170
Officiating Staff Directory	68	Ontario teams to win the Memorial Cup	172
2012-13 Season in Review		NHL Entry Draft	
Team Standings	69	Results of the 2013 NHL Entry Draft	174
Scoring Leaders	69	OHL Honour Roll	176
Goaltending Leaders	71		
Coaches Poll	72	All-Time Coaching Leaders	178
Goaltender Statistics	73		
Player Statistics	75	Media Directory	
Historical Season Results	84	OHL Media Policies	179
		OHL Media Contacts	180
Records		Media covering the OHL	181
Team Records	120		
Individual Records	124	2013-14 OHL Schedule	182

The 2013-14 Ontario Hockey League Information Guide and Player Register is published by the Ontario Hockey League.
 Editor - Aaron Bell (aaron.bell@chl.ca) / Photography - OHL Images

The information contained in this publication was compiled by the Ontario Hockey League and is provided as a courtesy to the member teams and media and may be used only for personal and editorial purposes. Any commercial use of this publication is prohibited without the prior written consent of the Ontario Hockey League. The OHL Information Guide is published annually by the Ontario Hockey League.

Limited print editions from 1982-83 to 1985-86 and 1987-88 to 2007-08 are available at \$6.00 per copy including postage and handling.
 Please send cheque or money order to: Ontario Hockey League, 305 Milner Ave., Suite 200, Scarborough, Ontario M1B 3V4.

ONTARIO HOCKEY LEAGUE

305 Milner Avenue, Suite 200, Scarborough, Ontario M1B 3V4

Tel: (416) 299-8700 • Fax: (416) 299-8787

www.ontariohockeyleague.com



STAFF DIRECTORY

Commissioner
 Chairman of the Board
 Past Chairman
 Vice-Chairman
 Secretary-Treasurer
 Officer at Large
 Vice-President
 Sr. Director of Marketing & Special Events
 Director of Finance
 Director of Administration
 Dir. of Recruitment, Ed. Services and Player Dev.
 Director of Marketing & Business Development
 Director of Central Scouting
 Director of Officiating
 Director of Security
 Manager of Media & Information Services
 Manager, Hockey Operations
 Manager of Video & Web Content
 Publications and Images
 Administrative Assistants

Senior Officiating Manager
 Officiating Managers

Central Scouts

David E. Branch
 Dr. R. Neville
 Jeff Hunt
 Rick Gaetz
 Craig Goslin
 Gord Simmonds
 Ted Baker
 Joe Birch
 Ray Hollowell
 Herb Morell
 Kyle Raftis
 Kevin Boston
 Darrell Woodley
 Conrad Haché
 Ken Miller
 Paul Krotz
 Darryl Hollowell
 Scott Vankoughnett
 Aaron Bell
 Terry Legenza
 Christina Laishram
 Ken Bodendistel
 Brad Beer
 Ken Cox
 Mark Hicks
 Jim Lever
 Ken Miller
 Bill Prisniak
 Leon Stickle
 Doug Bonhomme
 Kyle Branch
 Blake Callaghan
 Tim Cherry
 John Finlay
 Kevin Hess
 Paul Mitchell
 Matt Turek
 Joshua Romano
 Steven Hillier
 Ryan Munce
 Patrick Sweeney



David Branch




Ted Baker



Joe Birch



Ray Hollowell



Herb Morell

STANDING COMMITTEES

Competitions Committee

Sherry Bassin (Erie)
 Stan Butler (North Bay)
 Mark Hunter (London)
 George Burnett (Belleville)
 Jeff Twohey (Oshawa)



Conrad Haché

Officiating Committee

Scott Abbott (North Bay)
 Dale DeGray (Owen Sound)
 Blaine Smith (Sudbury)
 Ken Bodendistel (OHL)
 Ken Miller (OHL)



Darrell Woodley

Expansion Committee

Gord Simmonds (Belleville)
 Rick Gaetz (Guelph)
 Craig Goslin (Saginaw)
 Jeff Hunt (Ottawa)
 Dr. Robert Neville (Peterborough)




Paul Krotz

Business Development Committee

Craig Goslin (Saginaw)
 Steve Horne (Windsor)
 Matt Newby (Guelph)

Trainers Committee

Ivan Bokanovic (Mississauga)
 Bryan Boyes (Oshawa)
 Dan LeBold (Kitchener)
 Shane Mabey (Guelph)



Kyle Raftis

Academic Advisors Committee

John Laporte (Windsor)
 Dave Tennant (Kitchener)
 Janet Wylie (Peterborough)

Recruitment Committee

George Burnett (Belleville)
 Blaine Smith (Sudbury)
 Mike Vellucci (Plymouth)

ONTARIO HOCKEY LEAGUE HISTORICAL TIMELINE

- 1893 Junior Hockey is first played in Ontario.
- 1919 Memorial Cup is presented for the first time to the University of Toronto Schools as the symbol of supremacy in Canadian Junior Hockey.
- 1934 OHA divides Junior category into "A" and "B".
J. Ross Robertson Cup is awarded for the first time to St. Michael's College as the Ontario Jr. A champions.
- 1945 The Red Tilson Trophy is awarded for the first time to Doug McMurdy of St. Catharines as the player voted most outstanding during the regular season.
Eddie Powers Memorial Trophy is awarded for the first time to Tod Sloan of the St. Michael's Majors as the League's Leading Scorer.
- 1948 The Dave Pinkney Trophy is awarded for the first time to Gil Mayer of Barrie as the goaltender who had the least number of goals scored against at the end of the regular season.
- 1956 Kitchener Greenshirts franchise moves to Peterborough.
- 1958 Hamilton Spectator Trophy is awarded for the first time to St. Catharines as the team finishing first place overall in the regular schedule.
- 1960 Barrie Flyers franchise moves to Niagara Falls.
The William Hanley Trophy is awarded for the first time to Bruce Draper of St. Michael's as the League's most gentlemanly player.
- 1961 St. Michael's Majors suspend operations.
- 1963 Guelph franchise moves to Kitchener.
- 1965 London Knights franchise granted.
- 1967 Ottawa 67's franchise granted.
- 1969 The Max Kaminsky Trophy is awarded for the first time to Ron Plumb of Peterborough as the League's most outstanding defenceman.
Rajean Houle is selected by the Montreal Canadiens in the 1969 NHL Entry Draft, from the Montreal Jr. Canadiens, making him the first OHL player to be selected first overall.
- 1970 Gilbert Perreault of the Montreal Jr. Canadiens is drafted first overall by the Buffalo Sabres in the 1970 NHL Entry Draft.
- 1971 The Matt Leyden Trophy is awarded for the first time to Gus Bodnar of the Oshawa Generals as the Coach of the Year.
The Jim Mahon Memorial Trophy is awarded for the first time to Bill Harris of Toronto as the League's highest scoring right winger.
Montreal Jr. Canadiens suspend operations.
- 1972 Sault Ste. Marie Greyhounds franchise granted.
Niagara Falls Flyers franchise moves to Sudbury.
The Emms Family Award is presented for the first time to Dennis Maruk of the London Knights as the League's rookie of the year.
Billy Harris of the Toronto Marlboros is drafted first overall by the New York Islanders in the 1972 NHL Entry Draft.
- 1973 Montreal franchise re-activated and moved to Kingston.
Denis Potvin of the Ottawa 67's is drafted first overall by the New York Islanders in the 1973 NHL Entry Draft.
- 1974 League becomes an independent operation from the OHA opening a League administration office and establishing the Commissioner's position.
Clarence "Tubby" Schmalz named the League's first Commissioner.
League name changes to the Ontario Major Junior Hockey League.
- 1975 Windsor Spitfires expansion franchise granted.
The League is re-aligned into a two division format.
The Central Scouting Bureau is established to provide member teams with information about players eligible for the draft.
- 1976 The F.W. "Dinty" Moore Trophy is awarded for the first time to Mark Locken of Hamilton as the first year goaltender with the best goals against average.
St. Catharines franchise moves to Niagara Falls.
Hamilton franchise moves to St. Catharines.
Rick Green of the London Knights is drafted first overall by the Washington Capitals in the 1976 NHL Entry Draft.
- 1977 St. Catharines franchise moves to Hamilton.
The OHL All Star Game is played for the first time in Sudbury.
- 1977 Dale McCourt of the St. Catharines Fincups is drafted first overall by the Detroit Red Wings in the 1977 NHL Entry Draft.
- 1978 Bill Beagan becomes the League's second Commissioner.
Hamilton franchise moves to Brantford.
Bobby Smith of the Ottawa 67's is selected first overall by the Minnesota North Stars in the 1978 NHL Entry Draft.
- 1979 QMJHL Chairman of the Board Sherwood Bossin is named interim Commissioner following the departure of Beagan.
David E. Branch is named Commissioner of the League.
- 1980 The Bobby Smith Trophy is awarded for the first time to Steve Konroyd of Oshawa as the League's scholastic player of the year.
Rob Ramage of the London Knights is drafted first overall by the Colorado Rockies in the 1979 NHL Entry Draft.
- 1981 Belleville Bulls expansion franchise granted.
Cornwall Royals transfer granted (from QMJHL).
Jack Ferguson is appointed the League's Director of Central Scouting.
- 1982 Guelph Platers expansion franchise granted.
Niagara Falls franchise moves to North Bay.
- 1983 The Leo Lalonde Memorial Trophy is awarded for the first time to Don McLaren of Ottawa as the League's average player of the year.
- 1984 Brantford franchise moves to Hamilton.
- 1985 Rosters expanded to allow two average players, previously only one was permitted.
- 1986 OHL All Star Game is replaced with the OHL/QMJHL All-Star Challenge
Chris Clifford of the Kingston Canadians becomes the first goaltender in League history to score a goal.

- 1988 Hamilton franchise moves to Niagara Falls.
- 1989 Toronto franchise moves to Hamilton.
Guelph franchise moves to Owen Sound.
Bill Long Award is awarded for the first time to Alec Campagnaro for Distinguished Service to the OHL.
- 1990 Detroit Compuware Ambassadors expansion franchise granted.
- 1990 Owen Nolan of the Cornwall Royals is drafted first overall by the Quebec Nordiques in the 1990 NHL Entry Draft.
- 1991 Hamilton franchise moves to Guelph.
OHL/QMJHL All Star Challenge is replaced by the CHL All Star Challenge
- 1991 Eric Lindros of the Oshawa Generals is drafted first overall by the Quebec Nordiques in the 1991 NHL Entry Draft.
- 1992 Cornwall franchise moves to Newmarket.
- 1994 Barrie Colts expansion franchise granted for 1995-96 season.
Newmarket franchise moves to Sarnia.
Ed Jovanovski of the Windsor Spitfires is drafted first overall by the Florida Panthers in the 1994 NHL Entry Draft.
- 1995 The Detroit Jr. Red Wings set an OHL and CHL record for single game attendance when 19,875 fans came to the Joe Louis Arena for their game against Windsor.
Bryan Berard of the Detroit Jr. Red Wings is drafted first over-all by the Ottawa Senators in the 1995 NHL Entry Draft.
- 1996 Toronto St. Michael's Majors expansion franchise granted for the 1997-98 season
Niagara Falls franchise moves to Erie, PA.
First CHL Top Prospects Game is played at Maple Leaf Gardens in Toronto.
Barrie Colts set an OHL record for an expansion team with 28 wins and a .477 winning percentage.
The League is re-aligned into three divisions to accommodate the expansion Toronto St. Michael's Majors.
Brampton Battalion expansion franchise granted for the 1998-99 season.
- 1997 OHL All Star Game returns as the Bell All Star Cup held in Barrie.
Ottawa 67's coach Brian Kilrea sets a CHL record with 757 career victories.
Mississauga IceDogs expansion franchise granted for the 1998-99 season.
Joe Thornton of the Sault Ste. Marie Greyhounds is drafted first overall by the Boston Bruins in the 1997 NHL Entry Draft
- 1998 Bell All Star Cup hosted by the North Bay Centennials.
The League is re-aligned into a two conference, four division format.
- 1999 Bell All-Star Cup hosted by the Sarnia Sting.
- 2000 OHL All-Star Game is hosted by the Mississauga IceDogs .
Rosters expanded to allow three average players.
- 2001 OHL participates in the CHL All-Star Series. Ontario game is hosted by the Guelph Storm.
The two-man referee system is adopted by the OHL.
- 2002 North Bay franchise moves to Saginaw, Michigan League division format is realigned to accommodate Saginaw.
Rick Nash of the London Knights is drafted first overall by the Columbus Blue Jackets in the 2002 NHL Entry Draft.
- 2003 Ottawa 67's coach Brian Kilrea becomes the first coach in CHL history to win 1,000 games.
- 2004 OHL All-Star Classic is hosted by the Peterborough Petes.
- 2005 OHL All-Star Classic is hosted by the Owen Sound Attack.
- 2006 Shootouts implemented to break a tie after overtime.
OHL All-Star Classic is hosted by the Belleville Bulls.
- 2007 OHL All-Star Classic is hosted by the Saginaw Spirit.
Mississauga IceDogs relocate to St. Catharines and become the Niagara IceDogs.
Toronto St. Michael's Majors relocate to Mississauga and become the Mississauga St. Michael's Majors.
Patrick Kane of the London Knights is selected first overall by the Chicago Black Hawks in the 2007 NHL Entry Draft.
- 2008 OHL All-Star Classic hosted by the S. S. Marie Greyhounds.
Steven Stamkos of the Sarnia Sting is selected first overall by the Tampa Bay Lightning in the 2008 NHL Entry Draft.
- 2009 OHL All-Star Classic is hosted by the Windsor Spitfires.
John Tavares of the London Knights is selected first overall by the New York Islanders in the 2009 NHL Entry Draft.
Brian Kilrea retires as coach of the Ottawa 67's.
All players must wear neck guards.
- 2010 OHL All-Star Classic is hosted by the Kingston Frontenacs.
Taylor Hall of the Windsor Spitfires is selected first overall in the NHL Entry Draft by the Edmonton Oilers.
- 2012 Nail Yakupov of the Sarnia Sting is selected first overall in the NHL Entry Draft by the Edmonton Oilers.
- 2013 Brampton Battalion franchise relocates to North Bay to become the North Bay Battalion.

BARRIE COLTS

Barrie Molson Centre • 555 Bayview Drive, Barrie, Ontario L4N 8Y2
 Phone: 705.722.6587 • Fax: 705.721.9709
 email: operations@barriecolts.com • www.barriecolts.com



TEAM DIRECTORY

Governor and President	Howie Campbell
General Manager	Jason Ford
Head Coach	Dale Hawerchuk
Assistant Coaches	Jay Wells, Todd Miller
Goalie Coach	Mike Rosati
Assistant to the GM and Head Coach	Dave Drinkill
Scouts	Rob Stewart
	Steve Farquharson
	Ian Meagher
	Ike Rhodes
	Ken Hornick
	Angelo Nasato
	Brian McGillis
	Marc Bissonnette
Head Ath. Therapist/Equip. Manager	Andrew Sachkiw
Assistant Equipment Manager	John Madden
VP Business Dev. & Marketing	Jim Payetta
Marketing and Sales	Jessica Puddifant
Manager of Media Relations	Andrew Cunningham
Hockey Administrator	Lorraine Smith
Academic Advisor	David Ferguson
Club Physician	Dr. Ian Maxwell
Club Dentist	Dr. Joseph Shocrylas
Club Surgeon	Dr. Gord Crawford



Howie Campbell



Jason Ford



Dale Hawerchuk

TEAM INFORMATION

Home Arena:	Barrie Molson Centre	Dimensions:	200' x 85'
Capacity:	4,195	Arena Phone:	705.739.4220 x 4620
Box Office:	705.739.7666	Team Colours:	Blue, Red & Gold
Arena Manager:	Robin Groves		
Press Box Location:	Upper North side		
Training Camp:	Barrie Molson Centre		



Matthew Kreis

FRANCHISE RECORD

Expansion franchise granted May 6, 1994

SEASON	NAME	GP	W	L	OTL	SL	PTS	GF	GA	FINISH
2012-13	Barrie Colts	68	44	20	2	2	92	245	185	1st (Central)
2011-12	Barrie Colts	68	40	23	3	2	85	248	110	2nd (Central)
2010-11	Barrie Colts	68	15	49	2	2	34	231	348	5th (Central)
2009-10	Barrie Colts	68	57	9	0	2	116	327	186	1st (Central)
2008-09	Barrie Colts	68	30	33	3	2	65	214	207	3rd (Central)
2007-08	Barrie Colts	68	28	34		6	62	185	223	4th (Central)
2006-07	Barrie Colts	68	48	19		1	97	273	193	1st (Central)
2005-06	Barrie Colts	68	43	21		4	90	258	194	2nd (Central)
2004-05	Barrie Colts	68	33	23	9	3	78	232	210	2nd (Central)
2003-04	Barrie Colts	68	31	21	12	4	78	196	171	3rd (Central)
2002-03	Barrie Colts	68	29	26	4	9	71	228	223	3rd (Central)
2001-02	Barrie Colts	68	38	19	9	2	87	226	192	2nd (Central)
2000-01	Barrie Colts	68	29	28	7	4	69	214	230	4th (Central)
1999-00	Barrie Colts	68	43	19	6	1	93	306	212	1st (Central)
1998-99	Barrie Colts	68	49	13	6		104	343	192	1st (Central)
1997-98	Barrie Colts	66	38	23	5		81	236	215	2nd (Central)
1996-97	Barrie Colts	66	33	23	10		76	272	236	3rd (Central)
1995-96	Barrie Colts	66	28	31	7		63	258	266	5th (Central)
Franchise Totals		1,218	659	434	85	44	1,441	4,492	3,793	Pct. .592

TEAM RECORDS

SEASON		
Team		
Most Points	(2009-10)	116
Most Goals	(1998-99)	343
Most Goals Against	(2010-11)	348
Fewest Goals Against	(2003-04)	171
Individual		
Most Goals	Bryan Cameron (2009-10)	53
Most Assists	Sheldon Keefe (1999-00)	73
Most Points	Sheldon Keefe (1999-00)	121
Best GAA	Paulo Colaiacovo (2003-04)	2.34
GAME		
Most Goals		4
Sheldon Keefe (March 12, 1999 at London); Alexandre Volchkov (Sept. 29, 1995 at London); Jeff Cowan (Jan. 11, 1996 vs. Peterborough); Luc Chaisson (Nov. 24, 2002 at Toronto); Bryan Little (March 4, 2004 vs. Owen Sound); Ryan Hamilton (Feb. 17, 2006 at Sudbury); Dylan Smoskowitz (Feb. 26, 2011 vs Kingston)		
Most Assists		6
Steven Beyers (Dec. 28, 2010 vs Owen Sound Attack)		
Most Points		6
Sheldon Keefe (January 7, 2000 at Ottawa); Steven Beyers (Dec. 28, 2010 vs Owen Sound Attack)		
Most Power-Play Goals		3
Jan Bulis (Feb. 11, 1996 vs. Ottawa); Ryan Hamilton (Feb. 17, 2006 at Sudbury); Tomas Marcinko (Oct. 13, 2007 at Saginaw)		
Most Shorthanded Goals		2
Mike Henderson (Feb. 6, 2000 vs. Mississauga); Nick Smith (Nov. 14, 1998 vs. Sudbury)		
Fastest Opening Goal		0:11
Tim Vorbeek (Nov. 20, 1999 at Owen Sound)		
Fastest Period Goal		0:07
Ryan Hamilton (Dec. 2, 2005 at Erie); Steven Beyers (Dec. 11, 2010 vs Niagara)		
Fastest Two Goals by One Player		0:08
Sheldon Keefe (October 16, 1999 at Plymouth, 3rd period)		

Fastest Three Goals by One Player 7:39
Darrell Woodley (Nov. 19, 1995 vs. Kingston, 3rd period)

INDIVIDUAL GAME RECORDS — 2012-13

Most Goals	3
Andreas Athanasiou (Oct. 11, 2012 vs Saginaw), Mark Scheifele (Nov. 3, 2012 at Sault Ste. Marie), Ryan O'Connor (Dec. 6, 2012 vs Sudbury), Mark Scheifele (Nov. 24, 2012 vs Sault Ste. Marie), Anthony Camara (Sep. 20, 2012 at Ottawa), Zach Hall (Oct. 27, 2012 vs Niagara), Mark Scheifele (Feb. 13, 2013 at Ottawa), Mark Scheifele (Oct. 18, 2012 vs Ottawa), Mark Scheifele (Mar. 10, 2013 at Niagara)	
Most Assists	4
Zach Hall (Oct. 18, 2012 vs Ottawa)	
Most Points	6
Zach Hall (Oct. 18, 2012 vs Ottawa), Mark Scheifele (Oct. 18, 2012 vs Ottawa), Mark Scheifele (Feb. 13, 2013 at Ottawa)	
Most Power-Play Goals	3
Mark Scheifele (Oct. 18, 2012 vs Ottawa)	
Most Shorthanded Goals	1
10 times	
Fastest Opening Goal	0:19
Ryan O'Connor (Dec. 8, 2012 vs Kingston)	
Fastest Period Goal	0:18
Anthony Camara (Nov. 18, 2012 at Sudbury)	
Fastest Two Goals by One Player	3:24
Anthony Camara (Nov. 9, 2012 at Oshawa)	
Fastest Three Goals by One Player	12:24
Ryan O'Connor (Dec. 6, 2012 vs Sudbury)	
Longest Point Scoring Streak (Games)	12
Aaron Ekblad (Oct. 6, 2012 to Nov. 6, 2012. 4G, 4A)	
Longest Goal Scoring Streak (Games)	5
Mark Scheifele (Jan. 10, 2013 to Feb. 13, 2013. 8G, 8A), Anthony Camara (Sep. 29, 2012 to Oct. 12, 2012. 5G, 5A)	

BARRIE COLTS

2013 OHL PRIORITY SELECTIONS

RD	NO	NAME	HOMETOWN	POS	HT	WT	BIRTHDATE
1	15	Matthew Kreis	Georgetown, Ont.	Centre	5.10	155	8/1/1997
4	63	Rocky Kaura	Mississauga, Ont.	Defence	6.01	200	4/12/1997
5	90	Drew Warrad	Denfield, Ont.	Centre	5.11	146	6/30/1997
7	137	Kevin Labelle	Garson, Ont.	Goaltender	6.02	184	1/21/1997
8	146	Tristan Whynot	Russell, Ont.	Defence	6.01	150	3/24/1997
9	175	Kody Gagnon	Belle River, Ont.	Defence	6.01	170	1/2/1997
10	187	Nick Azar	Grosse Pointe Park, MI	Defence	6.03	195	1/13/1997
10	195	Adrian Carbonara		Right Wing	6.01	173	3/12/1997
11	215	Karch Bachman	Wolcottville, IN	Centre	5.11	165	3/10/1997
12	235	Quinn Eden	Uxbridge, Ont.	Centre	6.02	187	11/7/1997
13	255	Tyler Rollo	Burlington, Ont.	Left Wing	5.08	130	7/30/1997
14	275	Brenden Locke	Iraquois Falls, Ont.	Centre	5.08	152	10/9/1997
15	286	Michael Choma	Oakville, Ont.	Left Defence	6.00	194	4/13/1997

CHL Import Draft

1	47	Daniel Gibl		Goaltender	6.02	185	8/28/1995
2	107	Adrian Kempe	Kramfors, Sweden	Centre	6.01	178	9/13/1996

HEAD COACH

Dale Hawerchuk

Born: April 4, 1963, Toronto, Ontario

Coaching Record

Year	Club	GP	W	L	OTL	SL	PTS	Finish
2010-11	Barrie Colts	68	15	49	2	2	34	5th (Central)
2011-12	Barrie Colts	68	40	23	3	2	85	2nd (Central)
2012-13	Barrie Colts	68	44	20	2	2	92	1st (Central)
	OHL Totals	204	99	92	7	6	211	Pct. .517

Coaching History

Bert Templeton, 1995-96 to 1998-99; Bill Stewart, 1999-2000; Bud Stefanski, 2000-01 to 2003-04, Marty Williamson 2004-05 to 2009-10, Dale Hawerchuk 2010-11 to date.

2012-13 TEAM RECORD

	W	L	OTL	SL		W	L	OTL	SL
Overall Record:	44	20	2	2	vs. Belleville	1	1	0	0
Home Record:	27	5	1	1	vs. Brampton	1	5	0	0
Road Record:	17	15	1	1	vs. Erie	0	2	0	0
Overtime Record:	5	3			vs. Guelph	1	1	0	0
					vs. Kingston	3	1	0	0
vs. East Division Opponents	15	3	0	0	vs. Kitchener	2	0	0	0
vs. Central Division Opponents	16	9	0	1	vs. London	0	1	0	1
vs. West Division Opponents	8	1	1	0	vs. Mississauga	5	1	0	0
vs. Midwest Division Opponents	5	7	1	1	vs. Niagara	6	0	0	0
					vs. Oshawa	3	1	0	0
September Record	3	2	0	0	vs. Ottawa	4	0	0	0
October Record	8	1	0	1	vs. Owen Sound	2	3	1	0
November Record	8	5	0	0	vs. Peterborough	4	0	0	0
December Record	5	3	0	0	vs. Plymouth	2	0	0	0
January Record	8	4	0	1	vs. Saginaw	1	1	0	0
February Record	6	4	2	0	vs. Sarnia	1	0	1	0
March Record	6	1	0	0	vs. Sault Ste. Marie	2	0	0	0
					vs. Sudbury	4	3	0	1
Playoff Record:	15	7			vs. Windsor	2	0	0	0

BELLEVILLE BULLS

Belleville Yardmen Arena • 265 Cannifton Road, Belleville, Ontario K8N 4V8

Phone: 613.966.8338 • Fax: 613.966.8761

email: hockey@bellevillebulls.com • www.bellevillebulls.com



TEAM DIRECTORY

President and Governor	Gord Simmonds
Founder	Dr. R.L. Vaughan
General Manager and Head Coach	George Burnett
Assistant GM/Dir. of Player Personnel	Barclay Branch
Assistant Coaches	Jake Grimes
	Jason Supryka
	Sebastien Farrese
Goaltending Coach	Ryan Bennett
Athletic Therapist	Matt Sands
Equipment Manager	Wade Branch
Scouts	Kevin Gould
	Mike Taylor
	Armand Vincent
	Dave Steenburgh
Director Business Operations	Scott Dickson
Marketing and Ticket Services Manager	Josh Sweetland
Communications/Com. Rel. Coordinator	Matt Munro
Game Night Coordinator	Michelle Moynes
Finance	Peggy Burris
Educational Advisor	Dr. Maraghi, Dr. Webster
Club Physicians	Dr. Tucker, Dr. MacMahon
Club Dentists	Dr. Collins




Gord Simmonds



George Burnett



Jake Grimes



Justin Lemcke

TEAM INFORMATION

Home Arena:	Belleville Yardmen Arena	Dimensions:	199.5' x 99.5'
Capacity:	3,257	Arena Phone:	613.966.7305
Box Office Phone:	613.966.8338, x 3885	Press Box Location:	West side balcony
Arena Manager:	Peter Lyng	Training Camp:	Yardmen Arena
Media Room:	South end concourse between Wally Dever and Yardmen Arena	Manager:	Marty Abrams
Team Colours:	Black, red and gold		
Affiliated Team:	Wellington Jr. A		

BELLEVILLE BULLS

FRANCHISE RECORD

Expansion franchise granted February 2, 1981

SEASON	NAME	GP	W	L	OTL	SL	PTS	GF	GA	FINISH
2012-13	Belleville Bulls	68	44	16	5	3	96	228	167	1st (East)
2011-12	Belleville Bulls	68	35	32		1	71	200	221	2nd (East)
2010-11	Belleville Bulls	68	21	43		4	46	175	272	4th (East)
2009-10	Belleville Bulls	68	20	40		8	48	189	263	5th (East)
2008-09	Belleville Bulls	68	47	17		4	98	258	176	1st (East)
2007-08	Belleville Bulls	68	48	14		6	102	280	175	1st (East)
2006-07	Belleville Bulls	68	39	24		5	83	260	227	1st (East)
2005-06	Belleville Bulls	68	32	28		8	72	202	225	3rd (East)
2004-05	Belleville Bulls	68	29	29	6	4	68	176	208	3rd (East)
2003-04	Belleville Bulls	68	15	44	8	1	39	172	279	5th (East)
2002-03	Belleville Bulls	68	33	27	6	2	74	195	200	3rd (East)
2001-02	Belleville Bulls	68	39	23	4	2	84	279	218	1st (East)
2000-01	Belleville Bulls	68	37	23	5	3	82	275	224	1st (East)
1999-00	Belleville Bulls	68	44	22	2		90	319	227	2nd (East)
1998-99	Belleville Bulls	68	39	22	7		85	334	246	2nd (East)
1997-98	Belleville Bulls	66	41	22	3		85	315	239	2nd (East)
1996-97	Belleville Bulls	66	22	37	7		51	235	278	5th (East)
1995-96	Belleville Bulls	66	35	26	5		75	300	250	3rd (East)
1994-95	Belleville Bulls	66	32	31	3		67	295	287	4th (East)
1993-94	Belleville Bulls	66	32	28	6		70	303	264	4th (Leyden)
1992-93	Belleville Bulls	66	21	34	11		53	280	315	6th (Leyden)
1991-92	Belleville Bulls	66	27	27	12		66	314	293	6th (Leyden)
1990-91	Belleville Bulls	66	38	21	7		83	324	280	3rd (Leyden)
1989-90	Belleville Bulls	66	36	26	4		76	301	247	5th (Leyden)
1988-89	Belleville Bulls	66	27	35	4		58	292	322	6th (Leyden)
1987-88	Belleville Bulls	66	32	30	4		68	297	275	4th (Leyden)
1986-87	Belleville Bulls	66	26	39	1		53	292	347	5th (Leyden)
1985-86	Belleville Bulls	66	37	27	2		76	305	268	2nd (Leyden)
1984-85	Belleville Bulls	66	42	24	0		84	390	278	2nd (Leyden)
1983-84	Belleville Bulls	70	33	37	0		66	319	304	5th (Leyden)
1982-83	Belleville Bulls	70	34	36	0		68	342	332	6th (Leyden)
1981-82	Belleville Bulls	68	24	42	2		50	280	326	7th (Leyden)
	Franchise Totals	2,152	1,061	926	114	51	2,286	8,726	8,233	Pct. .531

TEAM RECORDS

SEASON

Team		
Most Points	(2007-08)	102
Most Goals	(1984-85)	390
Most Goals Against	(1986-87)	347
Fewest Goals Against	(2007-08)	175

Individual

Most Goals	Dave MacLean (1984-85) Randy Rowe (2000-01)	64
Most Assists	Dave MacLean (1984-85)	90
Most Points	Dave MacLean (1984-85)	154
Best G.A.A.	Mike Murphy (2008-09)	2.08

GAME

Most Goals	5
Brent Gretzky (Jan. 7, 1992 at Sudbury), Joe Coombs (Jan. 26, 1996 at Kingston)	
Most Assists	7
Brad Gratton (Jan. 9, 1987 vs. Ottawa)	
Most Points	8
Dan Quinn (Jan. 8, 1983 vs. Guelph); Jason Lafreniere (Dec. 11, 1985 vs. London); Brad Gratton (Jan. 9, 1987 vs. Ottawa); Jason Spozza (Feb. 9, 2002 vs. London and March 9, 2002 vs. Toronto)	
Most Powerplay Goals	4
Jonathan Cheechoo (Feb. 26, 2000 vs. Oshawa)	
Most Shorthanded Goals	2
7 times	
Fastest Opening Goal	0:07
Mike Savage (Jan. 1, 1984 vs. Kingston)	
Fastest Period Goal	0:06
Matt Beleskey (Oct. 7, 2006 vs Kingston)	
Fastest Two Goals by One Player	0:07
Stan Drulia (Nov. 17, 1985 at Toronto - 1st period)	

Fastest Three Goals by One Player

5:30 Jarret Reid (Jan. 28, 1994 at Oshawa)

INDIVIDUAL GAME RECORDS — 2012-13

Most Goals	3
Alan Quine (Feb. 20, 2013 vs Ottawa), Tyler Graovac (Feb. 13, 2013 vs Kingston), Brendan Gaunce (Mar. 13, 2013 vs Oshawa/ Feb. 16, 2013 vs Sudbury), Daniil Zharkov (Jan. 30, 2013 vs Kingston), Jordan Subban (Feb. 16, 2013 vs Sudbury), Joseph Cramarossa (Jan. 11, 2013 at Kingston)	
Most Assists	5
Alan Quine (Jan. 30, 2013 vs Kingston)	
Most Points	6
Alan Quine (Jan. 30, 2013 vs Kingston)	
Most Power-Play Goals	1
48 times	
Most Shorthanded Goals	1
6 times	
Fastest Opening Goal	0:17
Brady Austin (Mar. 9, 2013 at Barrie)	
Fastest Period Goal	0:17
Brady Austin (Mar. 9, 2013 at Barrie)	
Fastest Two Goals by One Player	0:09
Scott Simmonds (Feb. 20, 2013 vs Ottawa)	
Fastest Three Goals by One Player	18:25
Tyler Graovac (Feb. 13, 2013 vs Kingston)	
Longest Point Scoring Streak (Games)	8
Tyler Graovac (Feb. 16, 2013 to Mar. 2, 2013. 6G, 6A)	
Longest Goal Scoring Streak (Games)	4
Tyler Graovac (Feb. 18, 2013 to Feb. 24, 2013. 5G, 5A)	

2013 OHL PRIORITY SELECTIONS

RD	NO	NAME	HOMETOWN	POS	HT	WT	BIRTHDATE
1	18	Justin Lemcke	Whitby, Ont.	Right Defence	6.01	192	2/13/1997
2	38	Jake Bricknell	Port Perry, Ont.	Centre	5.11	194	7/15/1997
4	78	Adam Laishram	Ashburn, Ont.	Right Wing	5.08	155	4/8/1997
5	86	Maurizio Cotella	Tottenham, Ont.	Left Wing	5.11	183	3/21/1997
5	96	Josh Supryka	Belleville, Ont.	Centre	6.00	158	3/17/1997
6	118	Simon Besner	North Lancaster, Ont.	Left Defence	5.11	185	2/11/1997
7	130	Connor Hicks	Kanata, Ont.	Goaltender	6.01	166	2/20/1997
7	135	Matt Luff	Oakville, Ont.	Right Wing	5.11	153	5/5/1997
8	158	Dallas Baird	Pickering, Ont.	Centre	5.11	177	5/13/1997
9	178	Justin Bean	Pickering, Ont.	Right Defence	6.01	175	6/25/1996
10	198	Josh LeBlanc	Odessa, Ont.	Centre	5.08	168	5/28/1997
11	216	Stephen Mariani	Woodbridget, Ont.	Right Wing	5.10	207	5/26/1997
11	218	Justin Shoychet-McCully	Thornhill, Ont.	Left Wing	6.00	210	1/10/1997
12	238	Christian DeDonato	Newmarket, Ont.	Left Defence	5.08	157	1/20/1997
13	258	Brock Tufts	Belleville, Ont.	Goaltender	5.10	180	6/30/1997
14	278	Derek Diiorio	London, Ont.	Left Defence	5.09	174	7/24/1997
15	298	William Ward	Whitby, Ont.	Right Wing	5.08	160	10/2/1997
CHL Import Draft							
1	56	David Tomasek	Prague, Czech	Centre	5.11	170	2/10/1996

HEAD COACH

George Burnett

Born: Port Perry, Ontario, March 25, 1962

Coaching Record

Year	Club	GP	W	L	OTL	SL	PTS	Finish
1989-90	Niagara Falls Thunder	46	19	25	2		40	6th (Emms)
1990-91	Niagara Falls Thunder	66	39	18	9		87	2nd (Emms)
1991-92	Niagara Falls Thunder	66	39	23	4		82	2nd (Emms)
1997-98	Guelph Storm	66	42	18	6		90	1st (Central)
2000-01	Oshawa Generals	68	20	36	7	5	52	5th (East)
2001-02	Oshawa Generals	68	23	33	7	5	58	4th (East)
2002-03	Oshawa Generals	68	34	30	2	2	72	4th (East)
2003-04	Oshawa Generals	68	30	29	8	1	69	3rd (East)
2004-05	Belleville Bulls	68	29	29	6	4	68	3rd (East)
2005-06	Belleville Bulls	68	32	28	8	8	72	3rd (East)
2006-07	Belleville Bulls	68	39	24		5	83	1st (East)
2007-08	Belleville Bulls	68	48	14		6	102	1st (East)
2008-09	Belleville Bulls	68	47	17		4	98	1st (East)
2009-10	Belleville Bulls	68	20	40		8	48	5th (East)
2010-11	Belleville Bulls	68	21	43		4	46	4th (East)
2011-12	Belleville Bulls	68	35	32		1	71	2nd (East)
2012-13	Belleville Bulls	68	44	16	5	3	96	1st (East)
	OHL Totals	1,128	561	455	51	61	1,234	Pct. .547

Coaching History

Larry Mavety 1981-82 to 1987-88, Danny Flynn 1988-89 to 1989-90, Shawn MacKenzie 1990 (playoffs), Larry Mavety 1990-91 to 1996-97, Lou Crawford 1997-98 to 1999-00; Jim Hulton 2000-01 to 2002-03, James Boyd 2003-04, George Burnett 2004-05 to present.

2012-13 TEAM RECORD

	W	L	OTL	SL		W	L	OTL	SL
Overall Record:	44	16	5	3	vs. Barrie	1	0	1	0
Home Record:	25	6	2	1	vs. Brampton	3	1	0	0
Road Record:	19	10	3	2	vs. Erie	2	0	0	0
Overtime Record:	2	7			vs. Guelph	2	0	0	0
					vs. Kingston	5	3	0	0
vs. East Division Opponents	17	9	1	3	vs. Kitchener	2	0	0	0
vs. Central Division Opponents	11	5	2	0	vs. London	1	0	1	0
vs. West Division Opponents	8	1	1	0	vs. Mississauga	2	2	0	0
vs. Midwest Division Opponents	8	1	1	0	vs. Niagara	2	1	1	0
					vs. Oshawa	3	4	1	0
September Record	2	2	0	0	vs. Ottawa	7	1	0	0
October Record	6	2	1	0	vs. Owen Sound	1	1	0	0
November Record	7	4	2	1	vs. Peterborough	2	1	0	3
December Record	6	3	0	0	vs. Plymouth	2	0	0	0
January Record	7	2	0	2	vs. Saginaw	0	1	1	0
February Record	11	1	0	0	vs. Sarnia	2	0	0	0
March Record	5	2	2	0	vs. Sault Ste. Marie	2	0	0	0
					vs. Sudbury	3	1	0	0
Playoff Record:	11	6			vs. Windsor	2	0	0	0

ERIE OTTERS

Erie Civic Center • 201 East 8th Street, Erie, Pennsylvania 16503

Phone: 814.455.7779 • Fax: 814.455.0911

email: puck@ottershockey.com • www.ottershockey.com



TEAM DIRECTORY

General Manager/Managing Partner

Head Coach

Assistant Coaches

Goaltending Coach

Head Trainer

Equipment Manager

Head Scout

Scouts

Asst. Director of Hockey Operations

Director of Operations

Media Relations Manager

Assistant Director of Operations

Director of Sales

Director of Merchandise and Marketing

Promotions Manager

Group Sales Manager

Front Office Manager

Sales Associates

Accountant

Academic Advisor

Orthopedic Physician

Family Physician

Chiropractor

Sherwood Bassin

Kris Knoblauch

Chris Hartsburg, Vince Laise

Cam MacDonald

Scott McLay

Kevin Putzig

Walt Wingfield

Rob Alderman, Scott Halpenny,

Ray Irwin, Mark Nelson,

Dr. Mike Viezel, Devin Brown

Dave Brown

John Frey

Aaron Cooney

Jaime Cieszynski

Paul Pilatowski

Amber Johnson

Eric Nelson

Torin Lucas

Darcie Chabola

Don Patsy, Steve Metzler,

Michael Vitron

Patricia Curtis

Amber Johnson

LECOM

Dr. Dennis Scully

Dr. Richard Hulse



Sherwood Bassin



Kris Knoblauch



Dave Brown



Dylan Strome

TEAM INFORMATION

Home Arena Erie Insurance Arena

Capacity 6,833

Box Office Phone 814.452.4857

Arena Phone 814.453.7117

Press Box Location Club Level - 304

Training Camp Erie, PA

Dimensions 200' x 85'

Arena Manager Ray Williams

Media Room North end, ice level

Team Colours Navy, Red & Gold

TEAM RECORD

Since 1996-97

SEASON	NAME	GP	W	L	OTL	SL	PTS	GF	GA	FINISH
2012-13	Erie Otters	68	19	40	4	5	47	206	312	5th (Midwest)
2011-12	Erie Otters	68	10	52		6	26	169	338	5th (Midwest)
2010-11	Erie Otters	68	40	26		2	82	281	227	3rd (Midwest)
2009-10	Erie Otters	68	33	28		7	73	257	259	4th (Midwest)
2008-09	Erie Otters	68	34	29		5	73	233	239	3rd (Midwest)
2007-08	Erie Otters	68	18	46		4	40	206	343	5th (Midwest)
2006-07	Erie Otters	68	15	50		3	33	209	378	5th (Midwest)
2005-06	Erie Otters	68	26	35		7	59	219	266	5th (Midwest)
2004-05	Erie Otters	68	31	26	6	5	73	186	207	4th (Midwest)
2003-04	Erie Otters	68	29	26	6	7	71	221	212	5th (Midwest)
2002-03	Erie Otters	68	24	35	6	3	57	181	248	5th (Midwest)
2001-02	Erie Otters	68	41	22	4	1	87	246	218	1st (Midwest)
2000-01	Erie Otters	68	45	11	10	2	102	264	171	1st (Midwest)
1999-00	Erie Otters	68	33	28	4	3	73	224	229	1st (Midwest)
1998-99	Erie Otters	68	31	33	4		66	271	297	3rd (Midwest)
1997-98	Erie Otters	66	33	28	5		71	261	252	4th (West)
1996-97	Erie Otters	66	23	36	7		53	240	260	5th (Central)
	Totals	1,152	485	551	56	60	1,086	3,874	4,456	Pct. .471

Erie was originally the Hamilton Red Wings, renamed Fincups in 1974-75, moved to St. Catharines in 1976-77, to Hamilton in 1977-78,, moved to Brantford Alexanders in 1978, Hamilton Steelhawks in 1984, Niagara Falls Thunder in 1988

TEAM RECORDS

SEASON

Team		
Most Points	(1976-77)	105
Most Goals	(1976-77)	438
Most Goals Against	(1979-80)	398
Fewest Goals Against	(2000-01)	171

Individual

Most Goals	Mike Bullard (79-80)	66
	Mike Millar (84-85)	
Most Assists	Bryan Fogarty (1988-89)	108
Most Points	Bryan Fogarty (1988-89)	155
Best G.A.A.	Adam Munro (2000-01)	2.31

GAME

Most Goals	6
Colin Miller (Oct 13, 1988 vs North Bay)	
Most Assists	6
Steve Hazlett (Jan 3, 1978 vs Windsor), Steve Locke (Oct 13, 1988 vs North Bay), Bryan Fogarty (Jan 12, 1989 at North Bay)	
Most Points	8
Bryan Fogarty (Nov 11, 1988 at Sby, Jan 12, 1989 at NB)	
Most Powerplay Goals	3
Scott Vanderburgh (1979-80), Daryl Evans (1980-81)	
Mike Millar (1983-84), Colin Miller and Stan Drulia (1988-89)	
Most Shorthanded Goals	3
Mike Hoffman (Dec 26, 1982 vs Guelph)	
Fastest Opening Goal	0:10
Denis Houle (Nov 8 1977 vs. Toronto), Shawn McCosh (Jan 8 1989 vs Windsor), Brad Bonello (Nov. 15 2003 vs. Owen Sound)	
Fastest Period Goal	0:05
Rob Street (Dec 16, 1975 vs Kitchener - 2nd period)	
Fastest Two Goals by One Player	0:04
Rick Pickersgill (Jan 9, 1983 vs Kingston - 2nd period)	

Fastest Three Goals by One Player 1:26
Stan Drulia (Oct 13, 1988 vs North Bay - 3rd period)

INDIVIDUAL GAME RECORDS – 2012-13

Most Goals	3
Connor Brown (Oct. 26, 2012 vs S.S. Marie/ Jan. 9, 2013 vs Owen Sound), Dane Fox (Jan. 5, 2013 vs Sarnia), Connor Crisp (Dec. 13, 2012 at Niagara)	
Most Assists	4
Connor McDavid (Mar. 16, 2013 vs Guelph)	
Most Points	4
J.P. Labardo (Jan. 18, 2013 at Sarnia), Connor Brown (Nov. 9, 2012 vs Peterborough), Connor McDavid (Mar. 16, 2013 vs Guelph)	
Most Power-Play Goals	2
Connor Brown (Oct. 26, 2012 vs S.S. Marie/Nov. 2, 2012 vs Owen Sound)	
Most Shorthanded Goals	1
9 times	
Fastest Opening Goal	1:50
Connor Brown (Jan. 9, 2013 vs Owen Sound)	
Fastest Period Goal	0:10
Luke Cairns (Oct. 5, 2012 vs Brampton)	
Fastest Two Goals by One Player	2:45
Connor Brown (Nov. 2, 2012 vs Owen Sound)	
Fastest Three Goals by One Player	11:41
Connor Brown (Oct. 26, 2012 vs Sault Ste. Marie)	
Longest Point Scoring Streak (Games)	15
Connor McDavid (Sep. 21, 2012 to Nov. 2, 2012. 8G, 8A)	
Longest Goal Scoring Streak (Games)	4
Connor Brown (Nov. 2, 2012 to Nov. 9, 2012. 6G, 6A) Connor McDavid (Nov. 9, 2012 to Nov. 16, 2012. 5G, 5A)	

ERIE OTTERS

2013 OHL PRIORITY SELECTIONS

RD	NO	NAME	HOMETOWN	POS	HT	WT	BIRTHDATE
1	2	Dylan Strome	Mississauga, Ont.	Centre	6.02	170	3/7/1997
2	21	Jesse Saban	Lindsay, Ont.	Left Defence	6.01	195	1/14/1997
3	42	Cole Mayo	London, Ont.	Right Defence	5.11	200	1/18/1997
5	80	Trent Fox	Thamesville, Ont.	Centre	6.00	163	7/16/1997
6	106	Sean Kohler	Oakville, Ont.	Left Wing	5.08	170	6/27/1997
7	123	Patrick Fellows	Mississauga, Ont.	Left Wing	6.01	157	6/17/1997
8	141	T.J. Fergus	Oakville, Ont.	Left Defence	5.09	153	3/25/1997
9	161	Nathan Kwiecinski	Livonia, MI	Right Defence	6.01	186	2/2/1996
10	197	Cosimo Lazzarino	Kleinburg, Ont.	Goaltender	6.01	175	6/1/1997
11	201	Matthew Baker	Midhurst, Ont.	Centre	5.07	136	2/21/1997
12	221	Frankie Pucci	Sault Ste. Marie, Ont.	Centre	5.05	124	1/18/1997
13	241	Jack Scanlan	Penetanguishene, Ont.	Right Wing	5.09	161	10/31/1997
14	261	Owen Headrick	Garden River, Ont.	Right Defence	5.09	188	8/23/1997
15	281	Trayvan Henry	Parry Sound, Ont.	Centre	6.01	160	3/4/1997

CHL Import Draft

1	5	Andre Burakovsky	Klagenfurt, Austria	Left Wing	6.01	178	2/9/1995
---	---	------------------	---------------------	-----------	------	-----	----------

HEAD COACH

Kris Knoblauch

Born: September 24, 1978 in Imperial, SK

Coaching Record

Year	Club	GP	W	L	OTL	SL	PTS	Finish
2010-11	Kootenay Ice (WHL)	72	46	21	5	-	97	
2011-12	Kootenay ice (WHL)	72	36	26	10	-	82	
2012-13	Erie Otters	68	19	40	4	5	47	5th (Midwest)

Coaching History

Bert Templeton, 1974-77; Bert Templeton and Dave Draper 1977-78; Dave Draper 1978-79; Ron Carroll 1979-80; Ron Carroll, Dave Draper and Ken Gratton 1980-81; Bep Guidolin and Dave Draper, 1981-82; Dave Draper 1982-83 to 1983-84; Dave Draper and Bill LaForge, 1984-85; Bill LaForge 1985-86 to 1988-89; Bill LaForge and George Burnett, 1989-90; George Burnett, 1990-91 to 1991-92; Larry Marson, 1992-93; Larry Marson, Randy Hall and Chris Johnstone, 1993-94; Chris Johnstone, 1994-95 to 1995-96; Chris Johnstone and Dale Dunbar, 1996-97; Dale Dunbar, 1997-98; Paul Theriault, 1998-99; Dave MacQueen, 1999-00 to 2005-06; Peter Sidorkiewicz 2006-07 to 2007-08; Robbie Ftorek 2007-08 to 2011-12, Kris Knoblauch 2012-13 to date.

2012-13 TEAM RECORD

	W	L	OTL	SL		W	L	OTL	SL
Overall Record:	19	40	4	5	vs. Barrie	2	0	0	0
Home Record:	12	16	1	5	vs. Belleville	0	1	0	1
Road Record:	7	24	3	0	vs. Brampton	1	1	0	0
Overtime Record:	2	4			vs. Guelph	2	3	1	0
					vs. Kingston	0	1	1	0
vs. East Division Opponents	5	3	1	1	vs. Kitchener	2	6	0	0
vs. Central Division Opponents	4	10	0	0	vs. London	2	3	0	1
vs. West Division Opponents	3	10	2	3	vs. Mississauga	0	2	0	0
vs. Midwest Division Opponents	7	17	1	1	vs. Niagara	1	5	0	0
					vs. Oshawa	2	0	0	0
September Record	1	3	1	0	vs. Ottawa	1	1	0	0
October Record	3	5	0	2	vs. Owen Sound	1	5	0	0
November Record	3	8	1	1	vs. Peterborough	2	0	0	0
December Record	5	5	0	0	vs. Plymouth	0	2	2	0
January Record	3	5	1	2	vs. Saginaw	2	1	0	1
February Record	2	10	0	0	vs. Sarnia	0	3	0	1
March Record	2	4	1	0	vs. Sault Ste. Marie	0	1	0	1
					vs. Sudbury	0	2	0	0
					vs. Windsor	1	3	0	0

GUELPH STORM

55 Wyndham Street North, Second Floor, Guelph, Ontario N1H 7T8

Phone: 519.837.9690 • Fax: 519.837.9692

info@guelphstorm.com • www.guelphstorm.com



TEAM DIRECTORY

Governor
President
Vice-President and General Manager
Head Coach
Assistant GM
Assistant Coaches


Goaltending Coach
Strength/Conditioning Coach
Skating Coach
Head Athletic Therapist
Full-time Athletic Therapist
Equipment Manager
Assistant Trainer
Head Scout
Coordinator of Player Development
Scouting Coordinator
Scouts

Director of Business Operations
Office / Box Office Manager
Community Relations Coordinator
Media & Special Event Coordinator
Manager of Branding and Merchandise
Academic Advisor
Club Physician
Sports Psychologist


Rick Gaetz
Rick Hoyle
Mike Kelly
Scott Walker
Chris Hajt
Bill Stewart
Todd Harvey
Matt Smith
Nathan Gillies
Barb Underhill
Shane Mabey
Lori Stevenson
Russ Hammond
Doug Robertson
Chris McCleary
Regan Stocco
Bob Kapustik
Steve Bisson, Mike Callahan,
Cliff Long, Jim Mancuso,
Joe Migliaccio, Bob Rivet
Bob Kapustik, Regan Stocco,
Randall Paquette
Matt Newby
Melanie Mohr
Sarah Twigger
Lindsay Newby
Phil Golding
Coleen Driscoll, Shari Dorr
Dr. Johnathan Davids
Dr. Neil Widmeyer



Rick Gaetz



Mike Kelly



Scott Walker



Garrett McFadden

TEAM INFORMATION

Home Arena	Sleeman Centre	Capacity	4,715 (4,981w/ standing)
Dimensions of Rink	200' x 85'	Arena Phone	519.822.4900
Arena Manager	Rich Grau	Box Office	519.837.9690 x 102/3
Team Colours	Crimson and White	Press Box	Enter Gate 1
Training Camp	Sleeman Centre		or Pass Holders Gate
Affiliated Team	Guelph Hurricanes Jr. B	Manager	Rob Kirk

GUELPH STORM

FRANCHISE RECORD

SEASON	NAME	GP	W	L	OTL	SL	PTS	GF	GA	FINISH
2012-13	Guelph Storm	68	39	23	2	4	84	253	210	4th (Midwest)
2011-12	Guelph Storm	68	31	31		6	68	234	238	4th (Midwest)
2010-11	Guelph Storm	68	34	27		7	75	249	258	4th (Midwest)
2009-10	Guelph Storm	68	35	29		4	74	242	255	3rd (Midwest)
2008-09	Guelph Storm	68	35	26		7	77	226	209	2nd (Midwest)
2007-08	Guelph Storm	68	34	25		9	77	213	187	3rd (Midwest)
2006-07	Guelph Storm	68	33	23		12	78	215	200	3rd (Midwest)
2005-06	Guelph Storm	68	40	24		4	84	232	206	3rd (Midwest)
2004-05	Guelph Storm	68	23	34	10	1	57	167	189	5th (Midwest)
2003-04	Guelph Storm	68	49	14	5	0	103	276	182	2nd (Midwest)
2002-03	Guelph Storm	68	29	28	9	2	69	217	208	3rd (Midwest)
2001-02	Guelph Storm	68	37	23	7	1	82	264	235	2nd (Midwest)
2000-01	Guelph Storm	68	34	23	9	2	79	227	205	2nd (Midwest)
1999-00	Guelph Storm	68	29	35	4	1	63	250	256	4th (Midwest)
1998-99	Guelph Storm	68	44	22	2		90	300	218	1st (Midwest)
1997-98	Guelph Storm	66	42	18	6		90	263	189	1st (Central)
1996-97	Guelph Storm	66	35	25	6		76	300	251	2nd (Central)
1995-96	Guelph Storm	66	45	16	5		95	297	186	1st (Central)
1994-95	Guelph Storm	66	47	14	5		99	330	200	1st (Central)
1993-94	Guelph Storm	66	32	28	6		70	323	290	3rd (Emms)
1992-93	Guelph Storm	66	27	33	6		60	298	360	7th (Emms)
1991-92	Guelph Storm	66	4	51	11		19	235	435	8th (Emms)
Totals (since 1991)		1,414	724	503	93	53	1,594	5,362	4,909	Pct. .564

Franchise was originally the Toronto Marlboros until 1989, Dukes of Hamilton 1989-90 to 1990-91, became Guelph Storm in 1991.

TEAM RECORDS

SEASON

Team		
Most Points	(1974-75)	105
Most Goals	(1974-75)	469
Most Goals Against	(1991-92)	435
Fewest Goals Against	(1995-96)	186

Individual

Most Goals	Steve Shutt (1970-71)	70
Most Assists	Bruce Boudreau (1974-75)	97
Most Points	Bruce Boudreau (1974-75)	165
Best G.A.A.	Thomas McCollum (2007-08)	2.39

GAME

Most Goals	6
Mario Simioni (Oct 17, 1982 vs Guelph), Garry Lacey (Jan 15, 1984 vs Kingston), Steve Thomas (Mar 11, 1984 vs Kingston), Jack MacKeigan (Jan 4, 1986 vs Ottawa)	
Most Assists	7
Tim Armstrong (Jan 4, 1986 vs Ottawa)	
Most Points	10
Steve Thomas (Mar 11, 1984 vs Kingston)	
Most Powerplay Goals	3
Todd Bidner (Dec 10, '80 vs Oshawa), Jeff Triano (Oct 10, '82 at Kingston), Jeff Bos (Nov 27, '91 vs Sault Ste. Marie), Jamie Wright (Sep 29, '94 vs Kitchener), Brian Willisie (Sep 27, '96 vs Oshawa), Colt King (Oct. 15, '00 at Mississauga), Brandon Buck (Jan. 2, '08 at Erie), Drew Doughty (Sep. 30, '07 vs London)	
Most Shorthanded Goals	2
7 times.	
Fastest Opening Goal	0:09
Sylvain Cloutier (Feb 26, 1992 at Owen Sound) Jamie Wright (Mar 18, 1994 at London)	
Fastest Period Goal	0:09
John Tonelli (Nov 17, '74 at Sault Ste. Marie), Mario Simioni (Dec 13, '81 vs Kitchener), Yvon Corriveau (Mar 8, '86 vs Ottawa), Jamie Wright (Oct 6, '95 vs Detroit)	

Fastest Two Goals by One Player 0:05
Bruce Boudreau (Feb 16, 1975 vs Peterborough - 2nd period)

Fastest Three Goals by One Player 0:39
Mark Napier (Dec 15, 1974 vs Oshawa - 3rd period)

INDIVIDUAL GAME RECORDS — 2012-13

Most Goals	3
6 times	
Most Assists	4
Zac Leslie (Oct. 14, 2012 vs Peterborough), Tanner Richard (Dec. 8, 2012 at Erie), Justin Auger (Dec. 8, 2012 at Erie)	
Most Points	5
Justin Auger (Dec. 8, 2012 at Erie)	
Most Power-Play Goals	2
Brock McGinn (Mar. 3, 2013 at Sudbury), Scott Kosmachuk (Oct. 6, 2012 at Owen Sound), Zack Mitchell (Oct. 4, 2012 at Windsor)	
Most Shorthanded Goals	1
15 times	
Fastest Opening Goal	0:45
Justin Auger (Feb. 16, 2013 at Plymouth)	
Fastest Period Goal	0:13
Brock McGinn (Feb. 3, 2013 at Windsor)	
Fastest Two Goals by One Player	2:19
Brock McGinn (Feb. 22, 2013 vs Niagara)	
Fastest Three Goals by One Player	11:19
Brock McGinn (Feb. 22, 2013 vs Niagara)	
Longest Point Scoring Streak (Games)	13
Tanner Richard (Sep. 28, 2012 to Nov. 3, 2012. 2G, 2A)	
Longest Goal Scoring Streak (Games)	6
Brock McGinn (Jan. 13, 2013 to Jan. 26, 2013. 8G, 8A)	

2013 OHL PRIORITY SELECTIONS

RD	NO	NAME	HOMETOWN	POS	HT	WT	BIRTHDATE
1	12	Garrett McFadden	Kincardine, Ont.	Left Defence	5.09	195	8/21/1997
2	32	Luke Kirwan	Dewitt, NY	Left Wing	6.01	216	9/23/1997
3	52	Adam Craievich	Sarnia, Ont.	Right Wing	6.00	189	5/9/1997
4	72	Tyler Boston	Newmarket, Ont.	Centre	5.08	133	6/24/1997
4	77	Noah Carroll	Strathroy, Ont.	Right Defence	6.00	159	12/2/1997
6	112	Kyle Rhodes	Ashburn, VA	Right Defence	6.01	192	12/25/1997
6	116	Scott Villeneuve	Val Caron, Ont.	Right Wing	6.02	215	4/28/1997
7	132	Austin Hall	Belle River, Ont.	Right Defence	5.11	165	4/8/1997
8	152	Justen Long	Oshawa, Ont.	Left Defence	6.01	188	7/1/1997
9	172	James McEwan	Chatham, Ont.	Centre	5.09	172	3/15/1997
10	192	Gabriel Mollot-Hill	Ottawa, Ont.	Goaltender	6.03	175	8/12/1997
11	212	Zach Osburn	Plymouth, MI	Right Defence	5.10	178	2/7/1997
12	232	Aleks Rapp	Mississauga, Ont.	Right Wing	6.03	220	3/13/1997
13	252	Bradley Van Schubert	Barrie, Ont.	Goaltender	6.00	187	2/22/1997
14	272	Domenic Monteiro	Toronto, Ont.	Left Wing	6.04	191	2/4/1997
15	292	Liam Buckley	Milton, Ont.	Centre	6.01	158	12/16/1997

CHL Import Draft

1	26	Phil Baltisberger	Left Defence	6.00	210	11/13/1995
1	38	Pius Suter	Left Wing	5.07	139	5/24/1996

HEAD COACH

Scott Walker

Born: July 19, 1973 in Cambridge, ON

Coaching Record

Year	Club	GP	W	L	OTL	SL	PTS	Finish
2010-11	Guelph Storm	33	18	13	2	-	38	4th (Midwest)
2011-12	Guelph Storm	68	31	31	2	4	68	4th (Midwest)
2012-13	Guelph Storm	68	39	23	2	4	84	4th (Midwest)
	OHL Totals	169	88	67	6	8	190	Pct. .562

Coaching History

Ron Ivany, Mike Kelly and Bill LaForge, 1991-92; John Lovell, 1992-93 to 1993-94; Craig Hartsburg 1994-95; E.J. McGuire 1995-96 to 1996-97; George Burnett 1997-98; Geoff Ward, 1998-99; Paul Gillis, 1999-00; Jeff Jackson, 2000-01 to 2001-02, Jeff Jackson and Shawn Camp 2002-03, Shawn Camp 2003-04, Dave Barr 2004-05 to 2007-08; Jason Brooks 2008-09 to 2010-11; Scott Walker 2010-11 to date.

2012-13 TEAM RECORD

	W	L	OTL	SL		W	L	OTL	SL
Overall Record:	39	23	2	4	vs. Barrie	1	1	0	0
Home Record:	19	14	0	1	vs. Belleville	0	1	0	1
Road Record:	20	9	2	3	vs. Brampton	1	1	0	0
Overtime Record:	3	5			vs. Erie	4	0	1	1
					vs. Kingston	2	0	0	0
vs. East Division Opponents	8	1	0	1	vs. Kitchener	3	5	0	0
vs. Central Division Opponents	7	3	0	0	vs. London	2	3	0	1
vs. West Division Opponents	10	9	1	0	vs. Mississauga	2	0	0	0
vs. Midwest Division Opponents	14	10	1	3	vs. Niagara	1	1	0	0
					vs. Oshawa	2	0	0	0
September Record	2	2	0	0	vs. Ottawa	2	0	0	0
October Record	8	2	0	1	vs. Owen Sound	5	2	0	1
November Record	7	4	0	2	vs. Peterborough	2	0	0	0
December Record	3	3	0	1	vs. Plymouth	1	2	1	0
January Record	8	4	1	0	vs. Saginaw	2	2	0	0
February Record	6	5	0	0	vs. Sarnia	2	2	0	0
March Record	5	3	1	0	vs. Sault Ste. Marie	3	1	0	0
					vs. Sudbury	2	0	0	0
Playoff Record:	1	4			vs. Windsor	2	2	0	0


KINGSTON FRONTENACS

1 The Tragically Hip Way, Kingston, Ontario K7K 0B4
 Phone: 613.542.4042 • Fax: 613.542.2834
 info@kingstonfrontenacs.com • www.kingstonfrontenacs.com



TEAM DIRECTORY

President and Governor	Douglas Springer
General Manager	Doug Gilmour
Head Coach	Todd Gill
Asst. GM / Director of Hockey Ops.	Darren Keily
Assistant Coach	Jeff Reid
Goaltender Coach	Dave Franco
Athletic Therapist	Craig Belfer
Assistant Trainer	Rob Hurst
Head Scout	Jef McKercher
Scouts	Dick Cherry, Pat Domenico, Jason Maleyko, Beau Moyer, Aaron Van Leusen
Executive Director of Business Ops.	Justin Chenier
Manager Sales & Marketing	Jared Ginsburg
Administration & Merchandise	Brenda Mavety
Coord. Communications & Marketing	Dayna Scott
Coord. Fan Engagement & Outreach	Melissa Walkey
Account Executives	Jordan Quaresma
Academic Advisors	Tim Hughes
Club Physician	Mike Hamilton
Club Dentist	Catherine Hill
	Dr. Jen Hacking
	Dr. I.A. Cameron



Douglas Springer




Doug Gilmour



Todd Gill

TEAM INFORMATION

Home Arena	Rogers K-Rock Centre	Capacity	5,380
Dimensions	200' x 85'		
Arena Ops Super.	Matt Butterill	Arena Phone	613-650-5000
Media Box	400 Level behind section 112		
Media Room	400 Level behind section 107		
Team Colours	Black, Gold, White	Training Camp	Rogers K-Rock Centre
Affiliate Team	Kingston Voyageurs Jr. A	Manager	Denis Duchesne



Lawson Crouse

FRANCHISE RECORD

Montreal Jr. Canadiens franchise moved to Kingston 1973

SEASON	NAME	GP	W	L	OTL	SL	PTS	GF	GA	FINISH
2012-13	Kingston Frontenacs	68	27	35	3	3	60	217	273	3rd (East)
2011-12	Kingston Frontenacs	68	19	41		8	46	188	290	5th (East)
2010-11	Kingston Frontenacs	68	29	30	4	5	67	245	279	3rd (East)
2009-10	Kingston Frontenacs	68	33	30		5	71	229	251	2nd (East)
2008-09	Kingston Frontenacs	68	18	40		10	46	200	278	5th (East)
2007-08	Kingston Frontenacs	68	25	41		2	52	227	312	5th (East)
2006-07	Kingston Frontenacs	68	31	30		7	69	269	284	3rd (East)
2005-06	Kingston Frontenacs	68	37	24		7	81	258	237	2nd (East)
2004-05	Kingston Frontenacs	68	28	33	4	3	63	219	242	4th (East)
2003-04	Kingston Frontenacs	68	30	28	7	3	70	210	221	2nd (East)
2002-03	Kingston Frontenacs	68	25	37	2	4	56	222	287	5th (East)
2001-02	Kingston Frontenacs	68	18	37	9	4	49	197	272	5th (East)
2000-01	Kingston Frontenacs	68	28	28	11	1	68	232	218	4th (East)
1999-00	Kingston Frontenacs	68	38	25	5	3	84	258	245	3rd (East)
1998-99	Kingston Frontenacs	68	22	42	4		48	240	320	5th (East)
1997-98	Kingston Frontenacs	66	35	27	4		74	330	275	3rd (East)
1996-97	Kingston Frontenacs	66	25	35	6		56	257	277	4th (East)
1995-96	Kingston Frontenacs	66	29	31	6		64	266	267	5th (East)
1994-95	Kingston Frontenacs	66	40	19	7		87	284	224	1st (East)
1993-94	Kingston Frontenacs	66	30	28	8		68	265	259	5th (Leyden)
1992-93	Kingston Frontenacs	66	36	19	11		83	314	265	2nd (Leyden)
1991-92	Kingston Frontenacs	66	16	44	6		38	241	316	8th (Leyden)
1990-91	Kingston Frontenacs	66	15	47	4		34	255	382	8th (Leyden)
1989-90	Kingston Frontenacs	66	42	21	3		87	300	232	2nd (Leyden)
1988-89	Kingston Raiders	66	25	36	5		55	278	313	7th (Leyden)
1987-88	Kingston Canadians	66	14	52	0		28	246	432	7th (Leyden)
1986-87	Kingston Canadians	66	26	39	1		53	287	316	4th (Leyden)
1985-86	Kingston Canadians	66	35	28	3		73	297	257	4th (Leyden)
1984-85	Kingston Canadians	66	18	47	1		37	239	380	7th (Leyden)
1983-84	Kingston Canadians	70	25	45	0		50	313	378	7th (Leyden)
1982-83	Kingston Canadians	70	24	45	1		49	351	425	7th (Leyden)
1981-82	Kingston Canadians	68	29	34	5		63	302	316	5th (Leyden)
1980-81	Kingston Canadians	68	39	26	3		81	334	273	3rd (Leyden)
1979-80	Kingston Canadians	68	35	26	7		77	320	298	4th (Leyden)
1978-79	Kingston Canadians	68	26	38	4		56	265	306	5th (Leyden)
1977-78	Kingston Canadians	68	27	32	9		63	288	323	4th (Leyden)
1976-77	Kingston Canadians	66	32	24	10		74	295	259	3rd (Leyden)
1975-76	Kingston Canadians	66	33	24	9		75	357	316	3rd (Leyden)
1974-75	Kingston Canadians	70	25	35	10		60	297	345	8th
Totals (since 1974)		2,626	1,089	1,303	172	65	2,415	10,392	11,443	Pct. .460

TEAM RECORDS

SEASON		
Team		
Most Points	(1989-90 and 1994-95)	87
Most Goals	(1975-76)	357
Most Goals Against	(1987-88)	432
Fewest Goals Against	(2000-01)	218
Individual		
Most Goals	Bernie Nicholls (1980-81)	63
Most Assists	Tim Salmon (1983-84)	100
Most Points	Bernie Nicholls (1980-81)	152
Best G.A.A.	Dayne Davis (2003-04)	2.77
GAME		
Most Goals		6
Kevin Conway (Feb 3, 1983 vs Belleville)		
Most Assists		7
Mike O'Connell (Nov 7, 1974 vs Hamilton)		
Most Points		8
Scott Howson (Nov 25, 1979 vs Kitchener)		
Most Powerplay Goals		4
Kevin Conway (Feb 3, 1983 vs Belleville)		
Most Shorthanded Goals		2
Scott Howson (Jan 9, 1979 at Ottawa), Greg Clancy (Jan 22, 1993 vs Newmarket), Steve Parson (Feb 18, 1994 vs Oshawa), Andrew Ianiero (Jan. 8, 2000 vs. Barrie)		
Fastest Opening Goal		0:08
Jason Snow (Nov 17, 1988 vs North Bay), Chris Allen (Feb 9, 1996 vs Barrie)		
Fastest Period Goal		0:08
Colin Chaulk (Dec 7, 1995 at Windsor - 3rd period)		
Fastest Two Goals by One Player		0:10
Geoff Schneider (Dec 1, 1990 vs Ottawa - 3rd period)		

Fastest Three Goals by One Player 0:28
Brad Rhiness (Nov 2, 1975 vs Windsor)

INDIVIDUAL GAME RECORDS – 2012-13

Most Goals	3
Ryan Kujawinski (Dec. 31, 2012 at Ottawa), Billy Jenkins (Sep. 28, 2012 vs Erie), Darcy Greenaway (Nov. 23, 2012 at Plymouth)	
Most Assists	4
Henri Ikonen (Feb. 18, 2013 at Mississauga)	
Most Points	4
Darcy Greenaway (Nov. 23, 2012 at Plymouth), Sam Bennett (Feb. 24, 2013 at Erie), Henri Ikonen (Dec. 31, 2012 at Ottawa/Feb. 18, 2013 at Mississauga), Ryan Kujawinski (Dec. 31, 2012 at Ottawa)	
Most Power-Play Goals	1
45 times	
Most Shorthanded Goals	1
6 times	
Fastest Opening Goal	0:20
Ryan Kujawinski (Feb. 16, 2013 at Sault Ste. Marie)	
Fastest Period Goal	0:20
Ryan Kujawinski (Feb. 16, 2013 at Sault Ste. Marie)	
Fastest Two Goals by One Player	1:17
Darcy Greenaway (Jan. 18, 2013 vs Owen Sound)	
Fastest Three Goals by One Player	15:19
Darcy Greenaway (Nov. 23, 2012 at Plymouth)	
Longest Point Scoring Streak (Games)	9
Spencer Watson (Nov. 2, 2012 to Nov. 23, 2012. 5G, 5A)	
Longest Goal Scoring Streak (Games)	4
Trevor Morback (Oct. 12, 2012 to Oct. 21, 2012. 4G, 4A) Henri Ikonen (Nov. 9, 2012 to Nov. 18, 2012. 4G, 4A)	

KITCHENER RANGERS

Kitchener Memorial Auditorium Complex, 400 East Ave, Kitchener, ON N2H 1Z6

Phone: 519.576.3700 • Fax: 519.576.7571

Email: info@kitchenerangers.com • www.kitchenerangers.com



TEAM DIRECTORY

Chief Operating Officer and Governor

General Manager

Head Coach

Associate Coach

Assistant Coach

Goaltending Coach

Scouts

Director of Player Personnel

Trainer

Assistant Trainers

Strength & Conditioning Coach

Director of Marketing & Sales

Manager of Game & Retail Operations

Mgr of Brand Marketing & Media Rel.

Video Production Specialist

Community Relations Manager

Administration

Academic Advisor

Team Physicians

Club Dentist

Steve Bienkowski

Murray Hiebert

Troy Smith

Mike Van Ryn

Mike McKenzie

Kain Tisi

Ray Hollowell, Mike Sadler,

Tark Bertrand, Mike Bukator,

Hugh Craig, Darryl Hollowell,

Rob Hunter, Matt McGuffin, Ed Roberts,

Bill Underwood, Dave Prpich

Sean Murphy

Dan Lebold

Barry Hoch, Austin Denstedt,

Brett Israel

Brandon Merli

Brad Sparkes

Adam Bramhill

Michelle Fortin

Cole Dow

Adriann Kennedy


Heather Albrecht, Treena Hennessey

Dave Tennant

Dr. Marin Duke, Dr. Don Rhodes,

Dr. Frank Onuska

Dr. Fred Hurlbut




Steve Bienkowski



Murray Hiebert



Troy Smith



Mike Davies

TEAM INFORMATION

Home Arena	Kitchener Memorial Auditorium, Dom Cardillo Arena		
Capacity	7,131 (7,469 with standing)	Dimensions	194' x 85'
Arena Manager	Paul Pickard	Arena Phone	519.741.2699
Media Box	East side of the building		
Media Room	Legends Level, Concourse E		
Team Colours	Blue, Red & White	Training Camp	Kitchener Mem. Aud.
Affiliated Team	Kitchener Dutchmen		

KITCHENER RANGERS

FRANCHISE RECORD

SEASON	NAME	GP	W	L	OTL	SL	PTS	GF	GA	FINISH
2012-13	Kitchener Rangers	68	39	20	1	8	87	216	185	3rd (Midwest)
2011-12	Kitchener Rangers	68	42	24		2	86	253	211	2nd (Midwest)
2010-11	Kitchener Rangers	68	38	21	4	5	85	256	217	2nd (Midwest)
2009-10	Kitchener Rangers	68	42	19		7	91	286	236	2nd (Midwest)
2008-09	Kitchener Rangers	68	26	27		5	57	208	254	5th (Midwest)
2007-08	Kitchener Rangers	68	53	11		4	110	289	174	1st (Midwest)
2006-07	Kitchener Rangers	68	47	17		4	98	262	187	2nd (Midwest)
2005-06	Kitchener Rangers	68	47	19		2	96	255	165	2nd (Midwest)
2004-05	Kitchener Rangers	68	35	20	9	4	83	235	187	3rd (Midwest)
2003-04	Kitchener Rangers	68	34	26	6	2	76	254	235	3rd (Midwest)
2002-03	Kitchener Rangers	68	46	14	5	3	100	275	188	1st (Midwest)
2001-02	Kitchener Rangers	68	35	22	10	1	81	257	190	3rd (Midwest)
2000-01	Kitchener Rangers	68	26	36	6	0	58	183	247	5th (Midwest)
1999-00	Kitchener Rangers	68	28	34	6	4	66	229	256	2nd (Midwest)
1998-99	Kitchener Rangers	68	23	39	6		52	205	257	4th (Midwest)
1997-98	Kitchener Rangers	66	27	29	10		64	224	239	3rd (Central)
1996-97	Kitchener Rangers	66	34	22	10		78	274	235	1st (Central)
1995-96	Kitchener Rangers	66	35	28	3		73	253	230	2nd (Central)
1994-95	Kitchener Rangers	66	18	42	6		42	216	296	5th (Central)
1993-94	Kitchener Rangers	66	32	30	4		68	286	316	5th (Emms)
1992-93	Kitchener Rangers	66	26	31	9		61	280	314	6th (Emms)
1991-92	Kitchener Rangers	66	29	30	7		65	283	282	4th (Emms)
1990-91	Kitchener Rangers	66	28	30	8		64	301	293	5th (Emms)
1989-90	Kitchener Rangers	66	38	21	7		83	358	259	2nd (Emms)
1988-89	Kitchener Rangers	66	41	19	6		88	318	251	1st (Emms)
1987-88	Kitchener Rangers	66	26	39	1		53	263	329	6th (Emms)
1986-87	Kitchener Rangers	66	32	31	3		67	293	305	4th (Emms)
1985-86	Kitchener Rangers	66	35	27	4		74	318	309	4th (Emms)
1984-85	Kitchener Rangers	66	27	35	4		58	282	319	6th (Emms)
1983-84	Kitchener Rangers	70	52	16	2		106	418	276	1st (Emms)
1982-83	Kitchener Rangers	70	45	23	2		92	393	292	2nd (Emms)
1981-82	Kitchener Rangers	68	44	21	3		91	322	247	1st (Emms)
1980-81	Kitchener Rangers	68	34	33	1		69	321	320	1st (Emms)
1979-80	Kitchener Rangers	68	17	51	0		34	276	425	6th (Emms)
1978-79	Kitchener Rangers	68	29	35	4		62	316	356	4th (Emms)
1977-78	Kitchener Rangers	68	26	34	8		60	270	303	4th (Emms)
1976-77	Kitchener Rangers	66	26	32	8		60	320	380	4th (Emms)
1975-76	Kitchener Rangers	66	26	35	5		57	298	384	4th (Emms)
1974-75	Kitchener Rangers	70	17	47	6		40	239	351	11th
Totals (since 1974)		2,626	1,305	1,090	174	51	2,835	10,785	10,500	Pct. .540

TEAM RECORDS

SEASON		
Team		
Most Points	(2007-08)	110
Most Goals	(1983-84)	418
Most Goals Against	(1979-80)	425
Fewest Goals Against	(2005-06)	165
Individual		
Most Goals	Wayne Presley (1983-84)	63
Most Assists	Jason Akesson (2010-11)	84
Most Points	Dwight Foster (1976-77)	143
Best G.A.A.	Dan Turple (2005-06)	2.25
GAME		
Most Goals		5
Dwight Foster (1976-77), Allan MacInnis (1982-83), David Bruce (1983-84), John Tucker (1983-84), Jeff Noble (1987-88)		
Most Assists		7
Wayne Presley (Jan. 15, 1984 at Cornwall)		
Most Points		8
Wayne Presley (Jan 15, 1984 at Cornwall); Mike Wolak (Dec 13, 1985 vs Sudbury); Andre Benoit (Sept. 19, 2003 vs. Plymouth)		
Most Powerplay Goals		3
10 times		
Most Shorthanded Goals		3
David Bruce (Jan 6, 1984 vs Cornwall)		
Fastest Opening Goal		0:13
Jack Williams (Nov 11, 1990 at Oshawa)		
Fastest Period Goal		0:05
Russ Adam (Nov 2, 1979 vs Brantford - 3rd period)		
Tom St. James (Feb 13, 1983 vs Ottawa - 2nd period)		
Fastest Two Goals by One Player		0:11
Paul Reinhart (Feb 24, 1979 at London - 3rd period); Eric Manlow (Jan 23, 1993 at Kingston - 2nd period); Chris Phelps (Feb 19, 1993 vs Ottawa - 2nd period)		

Fastest Three Goals by One Player 3:02
Tyler Ertel (Mar 1, 1992 vs Niagara Falls - 2nd period)

INDIVIDUAL GAME RECORDS — 2012-13

Most Goals		3
Tobias Rieder (Feb. 3, 2013 vs Erie), Matt Puempel (Mar. 15, 2013 at Saginaw/Nov. 24, 2012 at Erie)		
Most Assists		4
Ryan Murphy (Oct. 19, 2012 vs Oshawa)		
Most Points		4
Ryan Murphy (Oct. 19, 2012 vs Oshawa), Tobias Rieder (Feb. 3, 2013 vs Erie), Justin Bailly (Feb. 3, 2013 vs Erie)		
Most Power-Play Goals		2
Matt Puempel (Sep. 23, 2012 at Sarnia/Nov. 24, 2012 at Erie)		
Most Shorthanded Goals		1
7 times		
Fastest Opening Goal		1:07
Derek Schoenmakers (Mar. 13, 2013 at Guelph)		
Fastest Period Goal		0:37
Matt Puempel (Jan. 20, 2013 at Sudbury)		
Fastest Two Goals by One Player		0:38
Ben Thomson (Mar. 16, 2013 at Sault Ste. Marie)		
Fastest Three Goals by One Player		27:21
Matt Puempel (Mar. 15, 2013 at Saginaw)		
Longest Point Scoring Streak (Games)		14
Joshua Leivo (Jan. 13, 2013 to Feb. 16, 2013. 5G, 5A)		
Longest Goal Scoring Streak (Games)		6
Tobias Rieder (Jan. 13, 2013 to Jan. 26, 2013. 6G, 6A)		

2013 OHL PRIORITY SELECTIONS

RD	NO	NAME	HOMETOWN	POS	HT	WT	BIRTHDATE
1	13	Mike Davies	Thorold, Ont.	Left Wing	6.00	198	2/5/1997
3	58	Doug Blaisdell	Livonia, MI	Left Defence	6.02	200	2/20/1997
4	62	Jacob Cascagnette	Kitchener, Ont.	Left Wing	6.01	179	3/22/1997
5	84	Jeremy Bracco	Freeport, NY	Centre	5.09	137	3/17/1997
6	102	Luke Opilka	St. Louis, MO	Goaltender	6.02	160	2/27/1997
6	113	Charles McAvoy	Long Beach, NY	Left Defence	5.10	180	12/21/1997
7	125	Mark Bzowey	Oakville, Ont.	Centre	5.08	162	3/14/1997
7	133	James Mense-Dietrich	Innisfil, Ont.	Right Wing	5.09	170	5/17/1996
8	140	Scott Pedersen	Arthur, Ont.	Left Defence	6.02	197	2/9/1997
9	173	Jake Henderson	St. Louis, MO	Right Wing	6.02	185	2/12/1997
10	182	Mason Kohn	Davie, FL	Centre	5.10	165	5/3/1997
10	193	Quinn Wichers	Metcalfe, Ont.	Left Defence	6.02	188	8/19/1997
11	213	Izzy Benigno	Maple, Ont.	Goaltender	5.10	153	6/27/1997
12	233	Jeremy McFarlane	Williamstown, Ont.	Centre	5.08	160	10/9/1997
13	253	Nathan Hudgin	Scarborough, Ont.	Left Wing	5.11	162	11/29/1997
14	273	Chris Birdsall	Glen Rock, NJ	Goaltender	5.10	160	11/24/1996
15	293	Alex Friesen	Essex, Ont.	Centre	5.09	142	2/14/1997

CHL Import Draft

1	23	Dmitrii Sergeev	Russia	Defence	6.02	210	3/26/1996
---	----	-----------------	--------	---------	------	-----	-----------

HEAD COACH

Troy Smith

Born: July 31, 1978, Hamilton, ON

Coaching Record

Year	Club	GP	W	L	OTL	SL	PTS	Finish
No OHL coaching record								

Coaching History

Wally Kullman, 1967-68 to 1968-69; Gerry Forler, 1969-70; Gerry Forler and Ron Murphy, 1970-71; Ron Murphy, 1971-72; Eddie Bush, 1972-73 to 1973-74; Eddie Bush, Don McKee and Jim Morrison, 1974-75; Mac MacLean, 1975-76 to 1976-77; Mac MacLean and Bob Ertel, 1977-78; Bob Ertel, 1978-79; Bob Ertel and Rod Seiling, 1979-80; Orval Tessier, 1980-81; Joe Crozier, 1981-82 to 1982-83; Tom Barrett, 1983-84 to 1985-86; Tom Barrett and Joe McDonnell, 1986-87; Joe McDonnell, 1987-88 to 1993-94; Joe McDonnell and Geoff Ward, 1994-95; Geoff Ward 1995-96 to 1997-98; Brian Hayton, 1998-99; Brian Hayton and Jeff Snyder, 1999-00; Jeff Snyder 2000-01; Peter DeBoer 2001-02 to 2007-08; Steve Spott 2008-09 to 2012-13; Troy Smith 2013-14 to date.

2012-13 TEAM RECORD

	W	L	OTL	SL		W	L	OTL	SL
Overall Record:	39	20	1	8	vs. Barrie	0	2	0	0
Home Record:	21	8	0	5	vs. Belleville	0	2	0	0
Road Record:	18	12	1	3	vs. Brampton	2	0	0	0
Overtime Record:	2	4			vs. Erie	6	1	0	1
vs. East Division Opponents	4	4	0	2	vs. Guelph	5	1	0	2
vs. Central Division Opponents	7	3	0	0	vs. Kingston	1	1	0	0
vs. West Division Opponents	11	5	1	3	vs. London	2	4	0	0
vs. Midwest Division Opponents	17	8	0	3	vs. Mississauga	2	0	0	0
September Record	3	1	0	0	vs. Niagara	1	1	0	0
October Record	5	3	1	1	vs. Oshawa	2	0	0	0
November Record	9	4	0	0	vs. Ottawa	0	1	0	1
December Record	2	4	0	3	vs. Owen Sound	4	2	0	0
January Record	10	2	0	1	vs. Peterborough	1	0	0	1
February Record	6	3	0	2	vs. Plymouth	2	0	1	1
March Record	4	3	0	1	vs. Saginaw	1	1	0	2
Playoff Record:	5	5			vs. Sarnia	4	0	0	0
					vs. Sault Ste. Marie	1	3	0	0
					vs. Sudbury	2	0	0	0
					vs. Windsor	3	1	0	0

LONDON KNIGHTS

Budweiser Gardens, 99 Dundas Street, London, Ontario N6A 6K1

Phone: 519.681.0800 • Fax: 519.668.7291

Email: info@londonknights.com • www.londonknights.com



TEAM DIRECTORY

President and Head Coach
Vice-President and General Manager
Co-owner
Governor
Assistant GM/Assistant Coach
Assistant Coaches
Goaltending Coach
Skills Development Coach / Scout
Equipment Manager
Trainer/Physiotherapist
Equipment Assistants
Hockey Operations Assistant
Director of Scouting
Scouts

Director of Marketing
Marketing Manager
Group Sales Manager
Director of Ticketing
Box Office Manager
Merchandising Manager
Academic Advisor
Security
Club Physician
Club Orthopedic Surgeon
Club Dentist
Physiotherapists

Dale Hunter
Mark Hunter
Basil McRae
Trevor Whiffen
Rob Simpson
Dylan Hunter, Jeff Paul
Bill Dark
Dave Warren
Chris Maton
Doug Stacey
Matt DeSand, Anthony DiGiuseppe
Dean Patterson
Lindsay Hofford
Leon Haughian, Chris Pyzik,
Terry Uniac, Craig Warwick,
Steve Warner, Mike Martin,
Stu Robinson, Lionel Ingleton,
Tony Martino, Mike Galati,
Scott Hofford, Russell Smith,
Rick Smith
Geoffrey Hare
Natalie Wakabayashi
Dan Gaffney
Cindy Mitro (Hinton)
Kaitlin Williams
Ben Crossett
Sarah Green, Blyth Academy
Bob Martin
Dr. Dieter Bruckschwaiger
Dr. Robert Giffin
Dr. Mark Botsford
Fowler Kennedy Clinic




Dale Hunter



Mark Hunter



Dylan Hunter



Mitchell Marner

TEAM INFORMATION

Home Arena	Budweiser Gardens	Capacity	9,046
Dimensions	200' x 85'	Box Office	519.681.0800
Arena Manager	Brian Ohl	Arena Phone	519.667.5700
Media Room	SW corner of 1st floor	Media Box	South Side, 3rd Floor
Media/Scout Entr.	Southwest corner off King St.		
Team Colours	Black, Green, Gold and White		
Training Camp	Budweiser Gardens		
Affiliated Teams	London Nationals, St. Thomas Stars		

FRANCHISE RECORD

SEASON	NAME	GP	W	L	OTL	SL	PTS	GF	GA	FINISH
2012-13	London Knights	68	50	13	2	3	105	279	180	1st (Midwest)
2011-12	London Knights	68	49	18		1	99	277	178	1st (Midwest)
2010-11	London Knights	68	34	29		4	73	230	253	5th (Midwest)
2009-10	London Knights	68	49	16		3	101	273	208	1st (Midwest)
2008-09	London Knights	68	49	16		3	101	287	194	1st (Midwest)
2007-08	London Knights	68	38	24		6	82	250	230	2nd (Midwest)
2006-07	London Knights	68	50	14		4	104	311	231	1st (Midwest)
2005-06	London Knights	68	49	15		4	102	304	211	1st (Midwest)
2004-05	London Knights	68	59	7	2	0	120	310	125	1st (Midwest)
2003-04	London Knights	68	53	11	2	2	110	300	147	1st (Midwest)
2002-03	London Knights	68	31	27	7	3	72	220	205	2nd (Midwest)
2001-02	London Knights	68	24	27	10	7	65	210	249	5th (West)
2000-01	London Knights	68	26	34	5	3	60	222	263	4th (West)
1999-00	London Knights	68	22	39	7	3	54	186	250	5th (West)
1998-99	London Knights	68	34	30	4		72	260	217	3rd (West)
1997-98	London Knights	66	40	21	5		85	301	238	1st (West)
1996-97	London Knights	66	13	51	2		28	215	365	5th (West)
1995-96	London Knights	66	3	60	3		9	179	435	5th (West)
1994-95	London Knights	66	18	44	4		40	210	309	4th (West)
1993-94	London Knights	66	32	30	4		68	293	279	6th (Emms)
1992-93	London Knights	66	32	27	7		71	323	292	3rd (Emms)
1991-92	London Knights	66	37	25	4		78	310	260	3rd (Emms)
1990-91	London Knights	66	38	25	3		79	301	270	3rd (Emms)
1989-90	London Knights	66	41	19	6		88	313	246	1st (Emms)
1988-89	London Knights	66	37	25	4		78	311	264	3rd (Emms)
1987-88	London Knights	66	40	22	4		84	309	273	2nd (Emms)
1986-87	London Knights	66	25	39	2		52	259	329	7th (Emms)
1985-86	London Knights	66	28	33	5		61	271	292	6th (Emms)
1984-85	London Knights	66	43	22	1		87	340	276	2nd (Emms)
1983-84	London Knights	70	32	37	1		65	288	319	4th (Emms)
1982-83	London Knights	70	32	37	1		65	336	339	5th (Emms)
1981-82	London Knights	68	35	30	3		73	359	328	3rd (Emms)
1980-81	London Knights	68	20	48	0		40	300	388	6th (Emms)
1979-80	London Knights	68	26	38	4		56	328	334	5th (Emms)
1978-79	London Knights	68	37	29	2		76	310	287	2nd (Emms)
1977-78	London Knights	68	35	22	11		81	333	251	1st (Emms)
1976-77	London Knights	66	51	13	2		104	379	203	2nd (Emms)
1975-76	London Knights	66	31	26	9		71	317	256	2nd (Emms)
1974-75	London Knights	70	26	37	7		59	296	368	19th
Totals (since 1974)		2,626	1,369	1,080	137	43	2,918	1,100	10,342	Pct. .556

TEAM RECORDS

SEASON

Team		
Most Points	(2004-05)	120
Most Goals	(1976-77)	379
Most Goals Against	(1995-96)	435
Fewest Goals Against	(2004-05)	125
Individual		
Most Goals	Dino Ciccarelli (1977-78)	72
Most Assists	Sergei Kostitsyn (2006-07)	91
Most Points	Dave Simpson (1981-82)	155
Best G.A.A.	Gerald Coleman (2004-05)	1.70

GAME

Most Goals	5
Denis Maruk (74-75), David Lowry (84-85), Tim Taylor (87-88) and Ron Goodall (87-88), Corey Perry (Jan. 30 '05 vs Kingston)	
Most Assists	7
Tom Rowe (Nov. 23, 1975 vs. Ottawa), Corey Perry (Mar. 4, 2005 vs Saginaw)	
Most Points	8
Denis Maruk (1974-75), Wayne Thompson (1979-80); Dave Simpson (1979-80), Corey Perry (Mar. 4, 2005 vs Saginaw); Rob Schremp (Oct. 16, 2005 at Toronto)	
Most Powerplay Goals	4
Denis Maruk (Feb. 18, 1975 vs. Kitchener)	
Most Shorthanded Goals	2
Terry Martin (1974-75), Wayne Thompson (1979-80), Chris McCauley (1982-83), Greg Puhalski (1984-85), Brett Marietti (1992-93), Dave Gilmore (1993-94) and Richard Pitirri (1995-96); Jordan Foreman (2005-06)	
Fastest Opening Goal	0:06
Mike DePettrillo (Nov. 1, 1996 vs. Barrie)	
Fastest Period Goal	0:04
Doug Synishin (Nov. 3, 1989 vs. Niagara Falls - 2nd period)	

Fastest Two Goals by One Player 0:08
Jim McRae (Oct. 3, 1978 at Kitchener - 2nd period)

Fastest Three Goals by One Player 0:26
Brian Dobbin (Feb. 9, 1986 at Sault Ste. Marie - 3rd period)

INDIVIDUAL GAME RECORDS — 2012-13

Most Goals	3
8 times	
Most Assists	4
Seth Griffith (Nov. 30, 2012 vs Barrie), Ryan Rupert (Sep. 23, 2012 at Guelph)	
Most Points	5
Max Dami (Jan. 11, 2013 vs Ottawa)	
Most Power-Play Goals	2
10 times	
Most Shorthanded Goals	1
10 times	
Fastest Opening Goal	0:46
Max Dami (Oct. 19, 2012 vs Erie)	
Fastest Period Goal	0:12
Matt Rupert (Sep. 23, 2012 at Guelph)	
Fastest Two Goals by One Player	0:51
Matt Rupert (Nov. 10, 2012 at Plymouth)	
Fastest Three Goals by One Player	4:31
Bo Horvat (Dec. 31, 2012 at Sarnia)	
Longest Point Scoring Streak (Games)	17
Bo Horvat (Nov. 30, 2012 to Jan. 12, 2013. 14G, 14A)	
Longest Goal Scoring Streak (Games)	4
Alex Broadhurst (Feb. 18, 2013 to Feb. 28, 2013. 4G, 4A)	
Max Dami (Feb. 24, 2013 to Mar. 3, 2013. 5G, 5A)	
Matt Rupert (Dec. 2, 2012 to Dec. 9, 2012. 4G, 4A)	
Bo Horvat (Dec. 7, 2012 to Dec. 15, 2012. 4G, 4A)	
Seth Griffith (Nov. 15, 2012 to Nov. 22, 2012. 4G, 4A)	

LONDON KNIGHTS

2013 OHL PRIORITY SELECTIONS

RD	NO	NAME	HOMETOWN	POS	HT	WT	BIRTHDATE
1	19	Mitchell Marner	Thornhill, Ont.	Centre	5.10	164	5/5/1997
2	24	Zach Werenski	Detroit, MI	Right Defence	6.02	200	7/19/1997
3	49	Mitchell Kreis	Georgetown, Ont.	Right Defence	6.00	165	8/1/1997
4	64	Matthew Tkachuk	St. Louis, MO	Left Wing	5.11	165	12/11/1997
5	92	Josh Defarias	Brampton, Ont.	Left Defence	5.10	172	3/28/1997
5	99	Christian Evers	Waukee, IA	Left Defence	6.04	190	5/25/1997
6	104	Zach Grzelewski	Thunder Bay, Ont.	Centre	5.09	183	4/28/1997
7	139	Connor Rosaasen	LaSalle, Ont.	Left Wing	5.11	178	4/2/1997
8	159	Noah Jordan	Toronto, Ont.	Right Wing	6.04	201	3/8/1997
10	199	Aiden Jamieson	Lindsay, Ont.	Right Defence	6.02	185	3/23/1996
11	219	Kristofer Carlson	Centreville, VA	Goaltender	5.11	140	8/19/1997
12	239	Jamey Lauzon	Kapuskasing, Ont.	Defence	5.10	170	1/10/1997
13	259	John Warren	London, Ont.	Left Wing	5.04	131	1/10/1997
14	279	Brady Baker	Uxbridge, Ont.	Right Defence	5.11	162	9/6/1997
15	295	Sam Miletic	Bloomfield Township, MI	Centre	5.08	140	5/4/1997
CHL Import Draft							
1	58	Alex Rasner	Czech Republic	Defence	5.11	167	2/12/1996
2	118	Tim Bender	Mannheim, Germany	Defence	6.00	174	3/19/1995

HEAD COACH

Dale Hunter Born: July 31, 1960, Petrolia, Ont.

Coaching Record

Year	Club	GP	W	L	T	OTL	PTS	Finish
2001-02	London Knights	50	19	25	6	0	44	5th (West)
2002-03	London Knights	68	31	27	7	3	72	2nd (Midwest)
2003-04	London Knights	68	53	11	2	2	110	1st (Midwest)
2004-05	London Knights	68	59	7	2	0	120	1st (Midwest)
2005-06	London Knights	68	49	15	4	4	102	1st (Midwest)
2006-07	London Knights	68	50	14	4	4	104	1st (Midwest)
2007-08	London Knights	68	38	24	6	82	2nd (Midwest)	
2008-09	London Knights	68	49	16	3	101	1st (Midwest)	
2009-10	London Knights	68	49	16	3	101	1st (Midwest)	
2010-11	London Knights	68	34	29	5	73	5th (Midwest)	
2011-12	London Knights	26	20	5	1	41	-	
2012-13	London Knights	68	50	13	2	3	105	1st (Midwest)
	OHL Totals	756	501	202	19	34	1,055	Pct. .698

Coaching History

Jack McIntyre 1965-66, Turk Broda 1966-67 to 1967-68, Gene Taylor 1968-69, Bep Guidolin 1969-70 to 1970-71, Bronco Horvath 1971-72, Bill Long 1972-73 to 1979-80, Paul McIntosh 1980-81 to 1982-83, Don Boyd 1983-84 to 1985-86, Wayne Maxner 1986-87 to 1989-90, Gary Agnew 1990-91 to 1993-94, Mike Fedorko 1994-95, Mike Fedorko, Murray Nystrom and Tom Barrett 1995-96, Brad Selwood, Tom Barrett and Paul McIntosh 1996-97, Gary Agnew 1997-98 to 1999-2000, Lindsay Hafford 2000-01, Lindsay Hafford and Dale Hunter 2001-02, Dale Hunter 2002-03 to 2011-12, Dale Hunter and Mark Hunter 2011-12, Dale Hunter 2012-13 to date.

2012-13 TEAM RECORD

	W	L	OTL	SL		W	L	OTL	SL
Overall Record:	50	13	2	3	vs. Barrie	2	0	0	0
Home Record:	25	5	2	2	vs. Belleville	1	1	0	0
Road Record:	25	8	0	1	vs. Brampton	2	0	0	0
Overtime Record:	5	3			vs. Erie	4	1	0	1
vs. East Division Opponents	8	2	0	0	vs. Guelph	4	1	0	1
vs. Central Division Opponents	10	0	0	0	vs. Kingston	2	0	0	0
vs. West Division Opponents	15	6	2	1	vs. Kitchener	4	2	0	0
vs. Midwest Division Opponents	17	5	0	2	vs. Mississauga	2	0	0	0
September Record	2	2	0	0	vs. Niagara	2	0	0	0
October Record	6	2	0	2	vs. Oshawa	1	1	0	0
November Record	13	1	0	0	vs. Ottawa	2	0	0	0
December Record	11	0	0	0	vs. Owen Sound	5	1	0	0
January Record	5	4	1	0	vs. Peterborough	2	0	0	0
February Record	7	3	1	0	vs. Plymouth	3	1	0	0
March Record	6	1	0	1	vs. Saginaw	3	1	0	0
Playoff Record:	16	5			vs. Sarnia	3	0	2	1
					vs. Sault Ste. Marie	3	1	0	0
					vs. Sudbury	2	0	0	0
					vs. Windsor	3	3	0	0

MISSISSAUGA STEELHEADS

Hershey Centre, 5500 Rose Cherry Place, Mississauga, Ontario L4Z 4B6
 Phone: 905.502.7788 • Fax: 905.502.0169
 email: info@mississaugasteelheads.com • www.mississaugasteelheads.com



TEAM DIRECTORY

Owner, President and Governor
 VP, Director of Business Operations
 General Manager and Head Coach
 Asst GM and Associate Coach
 Assistant Coach
 Goaltending Coach
 Director of Player Personnel
 Video Coordinator
 Athletic Therapist
 Equipment Manager
 Strength and Conditioning Coach
 Manager, Sales & Minor Hockey Rel.
 Manager, PR and Community Initiatives
 Group Sales & School Programs Co.
 Sales & Sponsorship Coordinator
 Head Scout
 Scouts

Academic Advisors
 Club Physician
 Club Dentists

Elliott Kerr
 Scott Rogers
 James Boyd
 Jason Nobili
 Adam DeLeeuw
 Kory Cooper
 Jim Cassidy
 Jan Egert
 Binne Brouwer
 Tom Frater
 Tim Reeves
 Paul Yager
 Alana Davidson
 Nicole Stefaniuk
 Stephen Tihel
 Lui Vigilanti
 Kevin Clark, Brian Connor,
 Glen Forbes, Gerry Sidock,
 Kade McAllister, John Cassidy
 John Guzzo, Kathleen McQuat
 Dr. Tim Rindlisbacher
 Dr. Paul Piccininni
 Dr. Amin Babul



Elliott Kerr




James Boyd



Jason Nobili

TEAM INFORMATION

Home Arena	Hershey Centre	Capacity	5,420
Dimensions	200' x 85'	Arena Manager	Mike Hamilton
Box Office/Arena Phone	905.502.9100	Team Colours	Blue & White
Press Box Location	North side		
Training Camp	Hershey Centre		



Sean Day

MISSISSAUGA STEELHEADS

FRANCHISE RECORD

SEASON	NAME	GP	W	L	OTL	SL	PTS	GF	GA	FINISH
2012-13	Mississauga Steelheads	68	26	34	0	8	60	179	221	5th (Central)
2011-12	St. Michael's Majors	68	33	28		7	73	201	219	5th (Central)
2010-11	St. Michael's Majors	68	53	13		2	108	287	170	1st (Central)
2009-10	St. Michael's Majors	68	42	20		6	90	222	175	2nd (Central)
2008-09	St. Michael's Majors	68	39	26		3	81	229	208	2nd (Central)
2007-08	St. Michael's Majors	68	31	32		5	67	203	243	3rd (Central)
2006-07	St. Michael's Majors	68	20	41		7	47	225	325	5th (Central)
2005-06	St. Michael's Majors	68	32	26		10	74	259	285	4th (Central)
2004-05	St. Michael's Majors	68	29	30	6	3	67	177	202	5th (Central)
2003-04	St. Michael's Majors	68	38	21	7	2	85	210	187	1st (Central)
2002-03	St. Michael's Majors	68	32	24	7	5	76	207	214	2nd (Central)
2001-02	St. Michael's Majors	68	40	19	8	1	89	230	177	1st (Central)
2000-01	St. Michael's Majors	68	35	23	8	2	80	213	188	2nd (Central)
1999-00	St. Michael's Majors	68	18	48	2	4	42	203	281	4th (Central)
1998-99	St. Michael's Majors	68	20	42	6		46	214	316	4th (Central)
1997-98	St. Michael's Majors	66	15	42	9		39	154	265	6th (East)
	Franchise Totals	1,086	503	467	53	65	1,124	3,413	3,676	Pct. .517

TEAM RECORDS

SEASON

Team		
Most Points	(2010-11)	108
Most Goals	(2010-11)	287
Most Goals Against	(1998-99)	316
Fewest Goals Against	(2010-11)	170

Individual

Most Goals	Justin Donati (2005-06)	43
Most Assists	Justin Donati (2005-06)	63
Most Points	Justin Donati (2005-06)	109
Best GAA	Chris Carozzi (2009-10) JP Anderson (2010-11)	2.36

GAME

Most Goals	4
Tim Brent (March 14, 2003 at Kingston); Cory Vitarelli (Jan. 24, 2004 at Owen Sound); Devante Smith-Pelly (Oct. 23, 2009 at Ottawa 67's)	

Most Assists	5
Shawn Cation (Oct 4, 1998 vs. Balleville); Tim Brent (Oct. 13, 2002 vs. Kingston); Matt Caria (Nov. 16, 2006 vs Brampton)	

Most Points	8
Matt Caria (Nov. 16, 2006 vs Brampton)	

Most Powerplay Goals	3
Shawn Cation (Nov 22, 1998 vs. Kingston)	

Most Shorthanded Goals	2
Kenny Carupe (Sept. 24, 1999 at Mississauga)	

Fastest Opening Goal	0:07
Ryan Barnes (Nov 15, 1998 at Barrie)	

Fastest Period Goal	0:08
Devante Smith-Pelly (Nov. 5, 2009 at Niagara IceDogs)	

Fastest Two Goals by One Player	0:13
Matt Piva (Oct. 12, 2007 vs Brampton)	

Fastest Three Goals by One Player	7:47
Cory Vitarelli (Oct. 2, 2005 vs Oshawa)	

30

INDIVIDUAL GAME RECORDS – 2012-13

Most Goals	3
Dylan DeMelo (Jan. 10, 2013 at Barrie)	

Most Assists	3
Riley Brace (Oct. 13, 2012 at Erie/Dec. 30, 2012 vs Brampton/Feb. 6, 2013 vs Kingston), Dylan Smoskowitz (Jan. 27, 2013 vs Ottawa), Stuart Percy (Nov. 18, 2012 at Oshawa)	

Most Points	4
Dylan DeMelo (Jan. 10, 2013 at Barrie)	

Most Power-Play Goals	2
Dylan DeMelo (Jan. 10, 2013 at Barrie), Dylan Smoskowitz (Dec. 9, 2012 at London), Kristoff Kantas (Feb. 24, 2013 vs S.S. Marie)	

Most Shorthanded Goals	1
5 times	

Fastest Opening Goal	0:22
Dylan Smoskowitz (Mar. 8, 2013 at Brampton)	

Fastest Period Goal	0:22
Dylan Smoskowitz (Mar. 8, 2013 at Brampton)	

Fastest Two Goals by One Player	3:28
Dylan Smoskowitz (Oct. 12, 2012 vs Ottawa)	

Fastest Three Goals by One Player	22:39
Dylan DeMelo (Jan. 10, 2013 at Barrie)	

Longest Point Scoring Streak (Games)	8
Riley Brace (Dec. 15, 2012 to Jan. 10, 2013. 3G, 3A)	

Longest Goal Scoring Streak (Games)	5
Dylan Smoskowitz (Oct. 4, 2012 to Oct. 13, 2012. 7G, 7A)	

2013 OHL PRIORITY SELECTIONS

RD	NO	NAME	HOMETOWN	POS	HT	WT	BIRTHDATE
1	4	Sean Day	Rochester, MI	Left Defence	6.01	180	1/9/1998
2	26	Jesse Barwell	Oakville, Ont.	Centre	5.10	175	5/8/1997
2	36	Austin Gerhart	Barrie, Ont.	Right Wing	6.00	175	4/3/1997
3	55	Neil Doef	Smiths Falls, Ont.	Left Wing	5.10	164	2/10/1997
7	124	Stephen Gibson	Kitchener, Ont.	Right Defence	6.00	162	3/3/1997
7	127	Nathan Bastien	Kitchener, Ont.	Centre	5.11	157	12/6/1997
8	144	Jason Smith	Brampton, Ont.	Centre	5.06	146	4/27/1997
9	164	Mitchell Duggan	Bolton, Ont.	Right Defence	5.10	156	4/7/1997
10	184	Leif Hertz	Kingston, Ont.	Goaltender	5.10	195	1/7/1997
11	204	Jake Smith	Pickering, Ont.	Right Wing	5.08	157	7/3/1997
12	224	Connor Barrow	Markham, Ont.	Right Wing	6.00	183	7/9/1997
13	244	Mike Zottl	Sarnia, Ont.	Right Defence	6.01	170	4/22/1997
14	264	Spencer Fox	Fonthill, Ont.	Right Wing	5.09	158	3/18/1997
15	284	Carter Woolley		Forward	5.09	155	9/29/1997
CHL Import Draft							
1	14	Artem Rasulov		Forward	5.11	152	6/9/1996

HEAD COACH

James Boyd

Born: February 13, 1976; Mississauga, ON

Coaching Record

Year	Club	GP	W	L	T	OTL	PTS	Finish
2003-04	Belleville Bulls	68	15	44	8	1	39	5th (East)
2011-12	Mississauga St. Michael's Majors	68	33	28	-	7	73	5th (Central)
2012-13	Mississauga Steelheads	68	26	34	0	8	60	5th (Central)
	OHL Totals	204	74	106	8	16	172	Pct. .422

Coaching History

Mark Napier, 1997-98; Mark Napier and Mike Futa 1998-99; Mike Futa and Mark Osborne 1999-00; Dave Cameron 2000-01 to 2003-04; Bud Stefanski 2004-05 to 2006-07; Dave Cameron 2007-08 to 2010-11; James Boyd 2011-12 to date.

2012-13 TEAM RECORD

	W	L	OTL	SL		W	L	OTL	SL
Overall Record:	26	34	0	8	vs. Barrie	1	3	0	2
Home Record:	16	16	0	2	vs. Belleville	2	2	0	0
Road Record:	10	18	0	6	vs. Brampton	4	3	0	1
Overtime Record:	1	6			vs. Erie	2	0	0	0
					vs. Guelph	0	2	0	0
vs. East Division Opponents	11	7	0	2	vs. Kingston	1	2	0	1
vs. Central Division Opponents	10	13	0	5	vs. Kitchener	0	2	0	0
vs. West Division Opponents	3	7	0	0	vs. London	0	1	0	1
vs. Midwest Division Opponents	2	7	0	1	vs. Niagara	4	3	0	1
					vs. Oshawa	1	3	0	0
September Record	2	2	0	0	vs. Ottawa	4	0	0	0
October Record	7	2	0	1	vs. Owen Sound	0	2	0	0
November Record	8	5	0	0	vs. Peterborough	3	0	0	1
December Record	2	5	0	2	vs. Plymouth	0	2	0	0
January Record	3	8	0	1	vs. Saginaw	0	2	0	0
February Record	3	7	0	1	vs. Sarnia	2	0	0	0
March Record	1	5	0	3	vs. Sault Ste. Marie	0	2	0	0
					vs. Sudbury	1	4	0	1
Playoff Record:	2	4			vs. Windsor	1	1	0	0


NIAGARA ICEDOGS

35 Queen Street, St. Catharines, Ontario L2R 5G4
 Phone: 905.687.3641 • Fax: 905.682.9129
 email: info@niagaraicedogs.net • www.niagaraicedogs.net



TEAM DIRECTORY

Governor	Bill Burke
President	Denise Burke
General Manager and Head Coach	Marty Williamson
Assistant Coaches	David Bell
	Billy Burke
Assistant General Manager	Joey Burke
Goalie Coach	Ben Vanderklok
Athletic Therapist	Peter Dobbin
Equipment Manager	Kevin Emo
Video Analyst	Rick Martin
Director of Scouting	John Neville
Scouts	Rob McCrae
	Roger MacLeod
	Thomas Milne
	Darren Pankhurst
	Marty Hogan
Academic Advisor	Tim Tope
Club Physicians	Dr. John Ostrowski
	Dr. David Dec
Club Dentist	Dr. Daryl Smith




Bill Burke



Denise Burke



Marty Williamson



Hayden McCool

TEAM INFORMATION

Home Arena	Gatorade Garden City Complex, 8 Gale Crescent		
Capacity	2,741 (3,145 with standing)	Dimensions of Rink	190' x 85'
Box Office/Arena Phone	905.688.5601	Arena Manager Scott Greenfield	
Press Box Location	East side behind home bench		
Team Colours	Black, White & Red		
Training Camp	Gatorade Garden City Complex		

FRANCHISE RECORD

SEASON	NAME	GP	W	L	OTL	SL	PTS	GF	GA	FINISH
2012-13	Niagara IceDogs	68	30	34	2	2	64	227	250	4th (Central)
2011-12	Niagara IceDogs	68	47	18		3	97	291	169	1st (Central)
2010-11	Niagara IceDogs	68	45	17		6	96	273	197	2nd (Central)
2009-10	Niagara IceDogs	68	26	34		8	60	191	233	4th (Central)
2008-09	Niagara IceDogs	68	26	31		11	63	213	264	4th (Central)
2007-08	Niagara IceDogs	68	42	25		1	85	272	222	2nd (Central)
2006-07	Mississauga IceDogs	68	43	21		4	90	326	251	2nd (Central)
2005-06	Mississauga IceDogs	68	21	40		7	49	192	299	5th (Central)
2004-05	Mississauga IceDogs	68	34	21	12	1	81	207	172	1st (Central)
2003-04	Mississauga IceDogs	68	36	21	7	4	83	217	199	2nd (Central)
2002-03	Mississauga IceDogs	68	23	31	11	3	60	212	231	4th (Central)
2001-02	Mississauga IceDogs	68	11	47	6	4	32	212	327	5th (Central)
2000-01	Mississauga IceDogs	68	3	56	7	2	15	157	380	5th (Central)
1999-00	Mississauga IceDogs	68	9	58	1	2	21	160	346	5th (Central)
1998-99	Mississauga IceDogs	68	4	61	3		11	145	426	5th (Central)
Franchise Totals		1,020	400	515	49	58	907	3,295	3,966	Pct. .445

TEAM RECORDS

SEASON

Team		
Most Points	(2010-11)	96
Most Goals	(2006-07)	326
Most Goals Against	(1998-99)	426
Fewest Goals Against	(2011-12)	169

Individual

Most Goals	Luca Caputi (2007-08)	51
Most Assists	Ryan Strome (2010-11)	73
Most Points	Luca Caputi (2007-08)	111
Best G.A.A.	Mark Visentin (2011-12)	1.99

GAME

Most Goals	5
Brett Ritchie (Nov. 4, 2012 at Peterborough)	
Most Assists	5
Patrick Jarrett (Sept. 27, 2000 vs. Belleville); Matt Passfield (Sept. 21, 2001 vs. Peterborough); Michael Swift (Sep. 22, 2006 at Sudbury)	
Most Points	6
Patrick Jarrett (Sept. 27, 2000 vs. Belleville); Michael Swift (Mar. 16, 2007 vs. Peterborough); Jadran Beljo (Mar. 16, 2007 vs. Peterborough); David Pacon (Mar. 5, 2011 vs. Sarnia)	
Most Power-Play Goals	2
17 times	
Most Shorthanded Goals	2
Dan Rudisuelo (Oct. 25, 2002 vs. Brampton); David Pszenyczny (Dec. 8, 2005 at Toronto)	
Fastest Opening Goal	0:13
Alex Pietrangola (Sep. 30, 2007 vs. Sudbury)	
Fastest Period Goal	0:09
Chad Wiseman (Dec 20, 1998 vs. Sudbury, 3rd period)	
Fastest Two Goals by One Player	0:08
Chris Lawrence (Jan. 19, 2007 vs. Barrie)	
Fastest Three Goals by One Player	7:09
Chris Lawrence (Jan. 19, 2007 vs. Barrie)	

INDIVIDUAL GAME RECORDS – 2012-13

Most Goals	5
Brett Ritchie (Nov. 4, 2012 at Peterborough)	
Most Assists	4
Ryan Strome (Nov. 24, 2012 vs. Sudbury/Nov. 3, 2012 vs. Guelph/Nov. 4, 2012 at Peterborough); Dougie Hamilton (Nov. 3, 2012 vs. Guelph)	
Most Points	6
Brett Ritchie (Nov. 3, 2012 vs. Guelph)	
Most Power-Play Goals	3
Brett Ritchie (Nov. 4, 2012 at Peterborough)	
Most Shorthanded Goals	1
8 times	
Fastest Opening Goal	0:14
Mitchell Theoret (Nov. 9, 2012 at Mississauga Steelheads)	
Fastest Period Goal	0:14
Mitchell Theoret (Nov. 9, 2012 at Mississauga Steelheads)	
Fastest Two Goals by One Player	1:52
Brett Ritchie (Nov. 3, 2012 vs. Guelph)	
Fastest Three Goals by One Player	25:27
Steven Shiple (Dec. 31, 2012 vs. Erie)	
Longest Point Scoring Streak (Games)	15
Ryan Strome (Nov. 1, 2012 to Dec. 6, 2012. 13G, 13A)	
Longest Goal Scoring Streak (Games)	8
Brett Ritchie (Nov. 1, 2012 to Nov. 18, 2012. 16G, 16A)	

NIAGARA ICE DOGS

2013 OHL PRIORITY SELECTIONS

RD	NO	NAME	HOMETOWN	POS	HT	WT	BIRTHDATE
1	6	Hayden McCool	Whitby, Ont.	Centre	6.02	190	4/11/1997
2	29	Zach Wilkie	Villa Park, IL	Right Defence	6.00	166	2/24/1997
3	40	Graham Knott	Holland Landing, Ont.	Left Wing	6.01	158	1/13/1997
3	53	Ryan Sarris	Brooklin, Ont.	Left Defence	6.00	174	3/4/1997
4	74	Johnny Corneil	Lindsay, Ont.	Centre	5.09	177	8/16/1997
7	126	Cody Caron	Sault Ste. Marie, Ont.	Centre	6.01	163	5/28/1996
9	166	Aric Smith	Toronto, Ont.	Right Wing	6.00	182	1/19/1997
10	186	Matthew Carroll	Whitby, Ont.	Left Wing	6.01	190	12/21/1997
12	226	Johnathan Kovacevic	Niagara Falls, Ont.	Right Defence	6.01	175	7/12/1997
13	246	Ryan Langford	London, Ont.	Goaltender	6.02	151	5/12/1997
14	266	Michael Montambault	Ann Arbor, MI	Centre	6.04	185	1/24/1997

CHL Import Draft

2	71	Aleksandar Mikulovich	Defence	6.03	190	7/1/1996
2	80	Alexander Protopovich	Right Wing	6.01	175	8/16/1996

HEAD COACH

Marty Williamson

Born: May 2, 1963, Markham, Ontario

Coaching Record

Year	Club	GP	W	L	T	OT/SL	PTS	Finish
2004-05	Barrie Colts	68	33	23	9	3	78	2nd (Central)
2005-06	Barrie Colts	68	43	21		4	90	2nd (Central)
2006-07	Barrie Colts	68	48	19		1	97	1st (Central)
2007-08	Barrie Colts	68	28	34		6	62	4th (Central)
2008-09	Barrie Colts	68	30	33		5	65	3rd (Central)
2009-10	Barrie Colts	68	57	9		2	116	1st (Central)
2010-11	Niagara IceDogs	68	45	17		6	96	2nd (Central)
2011-12	Niagara IceDogs	68	47	18		3	97	1st (Central)
2012-13	Niagara IceDogs	68	30	34		4	64	4th (Central)
	Career Totals	612	361	208	9	34	765	Pct. .625

Coaching History

Peter Sturgeon and Jim Hulton 1998-99, Jim Hulton, Geoff Ward and Steve Cherry 1999-2000, Rick Vaive 2000-01; Don Cherry 2001-02; Steve Ludzik 2002-03; Greg Gilbert 2003-04 to 2005-06; Mike Kelly 2006-07; Mario Cicchillo 2007-08 to 2008-09, Mike McCourt 2009-10, Marty Williamson 2010-11 to date.

2012-13 TEAM RECORD

	W	L	OTL	SL		W	L	OTL	SL
Overall Record:	30	34	2	2	vs. Barrie	0	5	1	0
Home Record:	18	14	1	1	vs. Belleville	2	2	0	0
Road Record:	12	20	1	1	vs. North Bay	2	4	0	0
Overtime Record:	4	3			vs. Erie	5	1	0	0
					vs. Guelph	1	1	0	0
vs. East Division Opponents	9	8	0	1	vs. Kingston	2	1	0	1
vs. Central Division Opponents	9	16	1	0	vs. Kitchener	1	1	0	0
vs. West Division Opponents	4	4	1	1	vs. London	0	2	0	0
vs. Midwest Division Opponents	8	6	0	0	vs. Mississauga	4	4	0	0
					vs. Oshawa	0	2	0	0
September Record	3	1	0	0	vs. Ottawa	3	1	0	0
October Record	6	5	1	0	vs. Owen Sound	1	1	0	0
November Record	9	3	0	1	vs. Peterborough	2	2	0	0
December Record	4	5	0	0	vs. Plymouth	0	2	0	0
January Record	1	9	1	1	vs. Saginaw	1	1	0	0
February Record	4	7	0	0	vs. Sarnia	0	0	1	1
March Record	3	4	0	0	vs. Sault Ste. Marie	1	1	0	0
					vs. Sudbury	3	3	0	0
Playoff Record:	1	4			vs. Windsor	2	0	0	0

NORTH BAY BATTALION

North Bay Memorial Gardens 100 Chippewa Street, North Bay, ON P1B 6G2

Phone: 705.474.0626 x. 2800 • Fax: 705.475-1384

email: info@battalionhockey.com • www.battalionhockey.com



TEAM DIRECTORY

Chairman and Governor

C. Scott Abbott

President, Alternate Governor

Mike Griffin

Director of Hockey Ops/Head Coach

Stan Butler

Assistant Coaches

Ryan Oulahen, John Goodwin

Steve Chabbert, Rob Beatty

Asst. Gen. Manager/Dir. of Player Dev.

Matt Rabideau

Athletic Therapist/Equipment Manager

James Borrelli

Assistant Equipment Manager

Kirk Andrew

Director of Scouting

Bob Wetick

Scouts

Steve Blinn, Jason Day, John Evans

Dave Gray, Errol Hook, Dan McIlhorne

Mark Davis

Marketing, Sales & Communications

Phil Ercolani

Community Relations & Group Sales

Andrea Moreau

Customer Service

Erin Nixon

Academic Advisor

Judy Smith

Club Physicians

Dr. Terry Rotondo, Dr. Jim Vigars

Dr. Mike Leckie, Dr. Chris Cathers

Dr. Rick Delisle

Dr. Fuad Karim

Dr. Len Burman, Dr. Kristin Hodge

Dr. Yvan Latour, Dr. Mario Lemay

Dr. Richard Zamperoni, Dr. Peter Fuzy

Dr. Anil Patel, Dr. Mike Guy

Club Dentists



C. Scott Abbott




Mike Griffin



Stan Butler

TEAM INFORMATION

Home Arena	North Bay Memorial Gardens		
Capacity	4,273	Dimensions	200' x 85'
Arena Phone	705.474-3770		
Arena Manager	Cathy Seguin	Media Box	Centre ice, west side
Team Colours	Green, Black, White, Gold, Red & Flesh		
Training Camp	North Bay Memorial Gardens		
Affiliated Team	North Bay Trappers		



Brett McKenzie

NORTH BAY BATTALION

FRANCHISE RECORD

SEASON	NAME	GP	W	L	OTL	SL	PTS	GF	GA	FINISH
2012-13	Brampton Battalion	68	34	25	3	6	77	193	190	2nd (Central)
2011-12	Brampton Battalion	68	36	22		10	82	202	188	3rd (Central)
2010-11	Brampton Battalion	68	29	32		7	65	190	214	3rd (Central)
2009-10	Brampton Battalion	68	25	29		14	64	167	181	3rd (Central)
2008-09	Brampton Battalion	68	47	19		2	96	264	184	1st (Central)
2007-08	Brampton Battalion	68	42	22		4	88	259	187	1st (Central)
2006-07	Brampton Battalion	68	27	36		5	59	214	277	4th (Central)
2005-06	Brampton Battalion	68	44	21		3	91	275	222	1st (Central)
2004-05	Brampton Battalion	68	33	24	9	2	77	214	200	3rd (Central)
2003-04	Brampton Battalion	68	25	32	9	2	61	180	221	4th (Central)
2002-03	Brampton Battalion	68	34	24	6	4	78	239	202	1st (Central)
2001-02	Brampton Battalion	68	26	35	5	2	59	215	258	5th (Midwest)
2000-01	Brampton Battalion	68	33	22	9	4	79	231	210	3rd (Midwest)
1999-00	Brampton Battalion	68	25	28	11	4	65	213	226	3rd (Midwest)
1998-99	Brampton Battalion	68	8	57	3		19	198	362	5th (Midwest)
	OHL Totals	1,020	468	428	55	69	1,060	3,254	3,322	Pct. .520

TEAM RECORDS

SEASON

Team		
Most Points	(2008-09)	96
Most Goals	(2005-06)	275
Most Goals Against	(1998-99)	362
Fewest Goals Against	(2009-10)	181

Individual

Most Goals	Wojtek Wolski (2005-06)	47
Most Assists	Wojtek Wolski (2005-06)	81
Most Points	Wojtek Wolski (2005-06)	128
Best G.A.A.	Patrick Killeen (2009-10)	2.42

GAME

Most Goals	4
Jeff Bateman (Jan. 23, 2000 vs. Kitchener); Jay McClement (Jan. 4, 2001 at Sarnia); Wojtek Wolski (Jan. 22, 2006 vs Erie); Luke Lynes (Feb. 9, 2007 at London); Bobby Sanguinatti (Nov. 11, 2007 vs Mississauga); Evgeny Grachev (Nov. 16, 2008 vs Ottawa); Cody Hodgson (Nov. 6, 2008 vs Plymouth)	

Most Assists	6
Luch Aquino (March 3, 2006 vs Oshawa)	

Most Points	7
Wojtek Wolski (Jan. 22, 2006 vs Erie)	

Most Power-Play Goals	3
Luke Lynes (Feb. 9, 2007 at London)	

Most Shorthanded Goals	2
Cody Hodgson (Nov. 23, 2007 at Kingston and Jan. 31, 2009 at Peterborough); Patrik Machac (Nov. 11, 2011 vs Niagara)	

Fastest Opening Goal	0:09
Lukas Havel (Nov. 21, 1999 vs. London)	

Fastest Period Goal	0:07
Evgeny Grachev (Oct. 30, 2008 vs Kingston)	

Fastest Two Goals by One Player	0:17
Brian Barker (Oct. 30, 1998 at Kitchener - 2nd period)	

Fastest Three Goals by One Player	10:22
Jay McClement (March 9, 2003 vs. Mississauga)	

INDIVIDUAL GAME RECORDS — 2012-13

Most Goals	3
Barclay Goodrow (Nov. 22, 2012 at Barrie), Nick Paul (Dec. 31, 2012 vs Mississauga), Brandon Robinson (Dec. 16, 2012 vs Niagara), Matt MacLeod (Mar. 15, 2013 vs Barrie)	

Most Assists	4
Marcus Melvor (Dec. 16, 2012 vs Niagara)	

Most Points	4
Marcus Melvor (Dec. 16, 2012 vs Niagara), Brandon Robinson (Dec. 16, 2012 vs Niagara), Matt MacLeod (Mar. 15, 2013 vs Barrie), Patrik Machac (Mar. 15, 2013 vs Barrie)	

Most Power-Play Goals	2
Barclay Goodrow (Sep. 30, 2012 at Oshawa)	

Most Shorthanded Goals	1
5 times	

Fastest Opening Goal	0:21
Mathew Santos (Jan. 6, 2013 vs Ottawa)	

Fastest Period Goal	0:21
Mathew Santos (Jan. 6, 2013 vs Ottawa)	

Fastest Two Goals by One Player	0:33
Mathew Santos (Oct. 18, 2012 at Niagara)	

Fastest Three Goals by One Player	16:14
Brandon Robinson (Dec. 16, 2012 vs Niagara)	

Longest Point Scoring Streak (Games)	8
Patrik Machac (Dec. 1, 2012 to Dec. 16, 2012. 4G, 4A)	

Longest Goal Scoring Streak (Games)	6
Barclay Goodrow (Nov. 10, 2012 to Nov. 22, 2012. 9G, 9A)	

2013 OHL PRIORITY SELECTIONS

RD	NO	NAME	HOMETOWN	POS	HT	WT	BIRTHDATE
1	10	Brett McKenzie	Vars, Ont.	Centre	6.01	181	3/12/1997
2	30	Mike Baird	Coyuga, Ont.	Left Wing	6.01	171	3/25/1997
3	50	Riley Bruce	Carp, Ont.	Right Defence	6.04	182	7/16/1997
4	70	Zachary Shankar	Prescott, Ont.	Left Defence	5.11	205	1/28/1997
5	85	Evan Cormier	Bowmanville, Ont.	Goaltender	6.02	176	11/6/1997
6	110	Austin Eastman	Lindsay, Ont.	Left Wing	5.10	158	5/6/1997
8	150	Jared Steege	Cobden, Ont.	Left Wing	5.11	180	1/7/1996
9	170	Owen Green	Williamsville, NY	Centre	6.04	180	3/23/1997
10	190	Garrett Forrest	Ashburn, VA	Goaltender	5.09	147	7/7/1997
11	206	Joshua Chiarot	Hamilton, Ont.	Left Defence	6.03	210	7/28/1997
11	210	Mark Shoemaker	Mississauga, Ont.	Right Defence	6.01	174	9/28/1997
12	230	Brady Brunet	Hanmer, Ont.	Centre	5.10	193	10/2/1997
13	250	John Carter Madean	Basking Ridge, NJ	Centre	6.02	200	2/27/1997
14	270	Darian Skeach	New Liskeard, Ont.	Right Defence	6.01	160	1/1/1997
15	290	Christian Cella	Woodbridge, Ont.	Right Wing	5.08	145	10/7/1997
CHL Import Draft							
1	32	Alexander Henriksson	Skovdem, Sweden	Left Wing	6.01	190	2/7/1995
2	92	Vincent Praplan	Sierre, Switzerland	Left Wing	5.11	181	6/10/1994

HEAD COACH

Stan Butler Born: Toronto, Ont., February 2, 1956

Coaching Record

Year	Club	GP	W	L	T	OTL	PTS	Finish
1994-95	Oshawa Generals	66	40	21	5		85	2nd (East)
1995-96	Oshawa Generals	66	30	28	8		68	4th (East)
1998-99	Brampton Battalion	68	8	57	3		19	5th (Midwest)
1999-00	Brampton Battalion	68	25	28	11	4	65	3rd (Midwest)
2000-01	Brampton Battalion	68	33	22	9	4	79	3rd (Midwest)
2001-02	Brampton Battalion	68	26	35	5	2	59	5th (Midwest)
2002-03	Brampton Battalion	68	34	24	6	4	78	1st (Central)
2003-04	Brampton Battalion	68	25	32	9	2	61	4th (Central)
2004-05	Brampton Battalion	68	33	24	9	2	77	3rd (Central)
2005-06	Brampton Battalion	68	44	21	3	3	91	1st (Central)
2006-07	Brampton Battalion	68	27	36	5	5	59	4th (Central)
2007-08	Brampton Battalion	68	42	22	4	88	1st (Central)	
2008-09	Brampton Battalion	68	47	19	2	96	1st (Central)	
2009-10	Brampton Battalion	68	25	29	14	64	3rd (Central)	
2010-11	Brampton Battalion	68	29	32	7	65	3rd (Central)	
2011-12	Brampton Battalion	68	36	22	10	82	3rd (Central)	
2012-13	Brampton Battalion	68	34	25	9	77	2nd (Central)	
OHL Totals		1,152	538	477	65	72	1,213	Pct. .526

Coaching History

Stan Butler 1998-99 to present.

2012-13 TEAM RECORD

	W	L	OTL	SL		W	L	OTL	SL
Overall Record:	34	25	3	6	vs. Barrie	5	0	1	0
Home Record:	21	10	1	2	vs. Belleville	1	2	0	1
Road Record:	13	15	2	4	vs. Erie	1	1	0	0
Overtime Record:	0	7			vs. Guelph	1	1	0	0
					vs. Kingston	2	2	0	0
vs. East Division Opponents	9	9	0	2	vs. Kitchener	0	1	0	1
vs. Central Division Opponents	18	5	3	2	vs. London	0	1	0	1
vs. West Division Opponents	5	5	0	0	vs. Mississauga	4	2	1	1
vs. Midwest Division Opponents	2	6	0	2	vs. Niagara	4	0	1	1
					vs. Oshawa	0	4	0	0
September Record	1	2	0	1	vs. Ottawa	3	0	0	1
October Record	4	4	3	1	vs. Owen Sound	0	2	0	0
November Record	7	5	0	0	vs. Peterborough	3	1	0	0
December Record	7	3	0	1	vs. Plymouth	0	2	0	0
January Record	4	4	0	2	vs. Saginaw	2	0	0	0
February Record	5	5	0	1	vs. Sarnia	1	1	0	0
March Record	6	2	0	0	vs. Sault Ste. Marie	1	1	0	0
					vs. Sudbury	5	3	0	0
Playoff Record:	1	4			vs. Windsor	1	1	0	0

OSHAWA GENERALS

General Motors Centre • 99 Athol Street East, Oshawa, Ontario L1H 1J8

Phone: 905.433.0900 • Fax: 905.433.0868

email: admin@oshawagenerals.com • www.oshawagenerals.com



TEAM DIRECTORY

President and Governor	Rocco Tullio
Vice President	John McMahon
General Manager	Jeff Twohey
Head Coach	D.J. Smith
Assistant GM & Assistant Coach	Roger Hunt
Assistant Coach	Paul McFarland
Goaltending Consultant	Zac Bierk
Head Ath. Trainer & Equip. Manager	Bryan Boyes
Head Scout	Mike Kelly
Scouts	Kevin Bloch, Mike Craig, Frank Evola Anthony Herrington, Joe Beleskey Danny O'Brien, Joe Washkurak, Elio Capizzano
Team Travel Coordinator	Gary Minacs
Vice President of Business Operations	Duncan Stauth
Manager, Corporate Partnerships	Meghan Wright
Manager, Ticket Sales	Jason Hickman
Manager, Game Day Ops and Media Rel.	Andrew Edwards
Manager, Com. Relations/Merch.	Tricia Leone
Ticket Sales Representative	Chris Van Dusen
Office Administrator	Jody Cull
Academic Advisor	Tom Buchanan
Club Physicians	Dr. Bolger, Dr. Paulovic, Dr. Martin
Club Dentist	Dr. Gerrow



Rocco Tullio




Jeff Twohey



D.J. Smith

TEAM INFORMATION

Home Arena	General Motors Centre	Capacity	5,180 (5,637 with standing)
Dimensions	85' x 200'		
Box Office Phone	905.438.8881	Arena Manager	Vince Vella
Media Room	Lower Level	Team Colours	Red, White, Blue
Training Camp	General Motors Centre		
Affiliated Team	Whitby Fury	Manager:	Frank Robinson



Mitchell Vande Sompel

OSHAWA GENERALS

General Motors Centre • 99 Athol Street East, Oshawa, Ontario L1H 1J8


Phone: 905.433.0900 • Fax: 905.433.0868

email: admin@oshawagenerals.com • www.oshawagenerals.com



TEAM DIRECTORY

President and Governor	Rocco Tullio
Vice President	John McMahon
General Manager	Jeff Twohey
Head Coach	D.J. Smith
Assistant GM & Assistant Coach	Roger Hunt
Assistant Coach	Paul McFarland
Goaltending Consultant	Zac Bierk
Head Ath. Trainer & Equip. Manager	Bryan Boyes
Head Scout	Mike Kelly
Scouts	Kevin Bloch, Mike Craig, Frank Evola
	Anthony Herrington, Joe Beleskey
	Danny O'Brien, Joe Washkurak,
	Elio Capizzano
Team Travel Coordinator	Gary Minacs
Vice President of Business Operations	Duncan Stauth
Manager, Corporate Partnerships	Meghan Wright
Manager, Ticket Sales	Jason Hickman
Manager, Game Day Ops and Media Rel.	Andrew Edwards
Manager, Com. Relations/Merch.	Tricia Leone
Ticket Sales Representative	Chris Van Dusen
Office Administrator	Jody Cull
Academic Advisor	Tom Buchanan
Club Physicians	Dr. Bolger, Dr. Paulovic, Dr. Martin
Club Dentist	Dr. Gerrow



Rocco Tullio




Jeff Twohey



D.J. Smith

TEAM INFORMATION

Home Arena	General Motors Centre	Capacity	5,180 (5,637 with standing)
Dimensions	85' x 200'		
Box Office Phone	905.438.8881	Arena Manager	Vince Vella
Media Room	Lower Level	Team Colours	Red, White, Blue
Training Camp	General Motors Centre		
Affiliated Team	Whitby Fury	Manager:	Frank Robinson



Mitchell Vande Sompel

FRANCHISE RECORD

SEASON	NAME	GP	W	L	T	OL/SL	PTS	GF	GA	FINISH
2012-13	Oshawa Generals	68	42	22		4	88	235	192	2nd (East)
2011-12	Oshawa Generals	68	31	30		7	69	242	241	3rd (East)
2010-11	Oshawa Generals	68	39	19		10	88	273	240	2nd (East)
2009-10	Oshawa Generals	68	24	39		5	53	216	299	4th (East)
2008-09	Oshawa Generals	68	25	35		8	58	213	283	4th (East)
2007-08	Oshawa Generals	68	38	17		13	89	290	262	2nd (East)
2006-07	Oshawa Generals	68	31	29		8	70	292	320	2nd (East)
2005-06	Oshawa Generals	68	18	45		5	41	233	330	5th (East)
2004-05	Oshawa Generals	68	15	48	3	2	35	173	289	5th (East)
2003-04	Oshawa Generals	68	30	29	8	1	69	188	206	3rd (East)
2002-03	Oshawa Generals	68	34	30	2	2	72	243	225	4th (East)
2001-02	Oshawa Generals	68	23	33	7	5	58	205	247	4th (East)
2000-01	Oshawa Generals	68	20	36	7	5	52	184	254	5th (East)
1999-00	Oshawa Generals	68	32	32	4	2	70	227	224	5th (East)
1998-99	Oshawa Generals	68	39	24	5		83	280	217	3rd (East)
1997-98	Oshawa Generals	66	26	32	8		60	214	247	4th (East)
1996-97	Oshawa Generals	66	41	18	7		89	287	202	2nd (East)
1995-96	Oshawa Generals	66	30	28	8		68	248	238	4th (East)
1994-95	Oshawa Generals	66	40	21	5		85	300	242	2nd (East)
1993-94	Oshawa Generals	66	26	32	8		60	272	309	6th (Leyden)
1992-93	Oshawa Generals	66	33	28	5		71	270	268	3rd (Leyden)
1991-92	Oshawa Generals	66	31	26	9		71	274	273	5th (Leyden)
1990-91	Oshawa Generals	66	47	13	6		100	382	233	1st (Leyden)
1989-90	Oshawa Generals	66	42	20	4		88	334	244	1st (Leyden)
1988-89	Oshawa Generals	66	36	24	6		78	337	286	2nd (Leyden)
1987-88	Oshawa Generals	66	32	31	3		67	278	288	5th (Leyden)
1986-87	Oshawa Generals	66	49	14	3		101	322	201	1st (Leyden)
1985-86	Oshawa Generals	66	37	27	2		76	285	257	3rd (Leyden)
1984-85	Oshawa Generals	66	32	32	2		66	271	259	5th (Leyden)
1983-84	Oshawa Generals	70	37	32	1		75	315	297	4th (Leyden)
1982-83	Oshawa Generals	70	45	22	3		93	380	255	3rd (Leyden)
1981-82	Oshawa Generals	68	40	26	2		82	335	296	2nd (Leyden)
1980-81	Oshawa Generals	68	35	30	3		73	321	352	4th (Leyden)
1979-80	Oshawa Generals	68	42	26	0		84	329	275	3rd (Leyden)
1978-79	Oshawa Generals	68	37	30	1		75	367	326	3rd (Leyden)
1977-78	Oshawa Generals	68	30	26	12		72	320	289	3rd (Leyden)
1976-77	Oshawa Generals	66	5	57	4		14	216	444	6th (Leyden)
1975-76	Oshawa Generals	66	31	27	8		70	312	299	4th (Leyden)
1974-75	Oshawa Generals	70	28	33	9		65	288	306	7th
	Totals (since 1974)	2,626	1,273	1,133	165	77	2,890	10,730	11,059	Pct. .550

TEAM RECORDS

SEASON

Team		
Most Points	(1986-87)	101
Most Goals	(1990-91)	382
Most Goals Against	(1976-77)	444
Fewest Goals Against	(1986-87)	201
Individual		
Most Goals	Tony Tanti (1980-81)	81
Most Assists	Scott McCrory (1986-87)	99
Most Points	Tony Tanti (80-81)	150
	Scott McCrory (86-87)	
Best GAA	Dan Turple (2003-04)	2.63

GAME

Most Goals	6
Tony Tanti (Jan. 18, 1981 vs. Kitchener)	
Most Assists	7
Chuck Durocher (Nov. 28, 1976 vs. Sault Ste. Marie)	
Most Points	8
Tony Tanti (Jan. 18, 1981 vs. Kitchener)	
Most Powerplay Goals	4
Tony Tanti (Jan. 18, 1981 vs. Kitchener)	
Most Shorthanded Goals	2
Don Gratton (1984-85), Eric Lindros (1990-91), Rob Pearson (1990-91), Scott Hollis (1991-92), Stephane Soulliere (1994-95), Kurt Walsh (1995-96), Marc Savard (1996-97), Brandon Malan (2002-03), John Tavares (2005-06), Michael Del Zotto (Jan. 13, 2008 vs. Kingston)	
Fastest Opening Goal	0:05
Paul Gardner (Feb. 13, 1976 at Kitchener)	
Fastest Period Goal	0:04
Brett Trudell (Sep. 26, 2004 vs. Mississauga - OT)	
Fastest Two Goals by One Player	0:04
Greg Malone (Oct. 22, 1974 - 3rd period)	
Fastest Three Goals by One Player	2:54
Peter Horachek (Oct. 14, 1979 vs. Kitchener - 3rd period)	

INDIVIDUAL GAME RECORDS — 2012-13

Most Goals	3
Scott Sabourin (Oct. 14, 2012 vs. London), Scott Loughton (Feb. 15, 2013 at Saginaw), Lucas Lessio (Mar. 17, 2013 vs. Sudbury), Boone Jenner (Mar. 8, 2013 at Kingston)	
Most Assists	4
Boone Jenner (Feb. 18, 2013 vs. Sudbury)	
Most Points	4
Boone Jenner (Feb. 18, 2013 vs. Sudbury/ Jan. 19, 2013 vs. Kingston/ Nov. 1, 2012 at Peterborough), Michael Dal Colle (Nov. 4, 2012 vs. Kingston), Tyler Biggs (Nov. 4, 2012 vs. Kingston)	
Most Power-Play Goals	2
Boone Jenner (Mar. 8, 2013 at Kingston), Lucas Lessio (Sep. 30, 2012 vs. Brampton)	
Most Shorthanded Goals	1
6 times	
Fastest Opening Goal	0:17
Scott Sabourin (Feb. 22, 2013 vs. Ottawa)	
Fastest Period Goal	0:12
Michael Dal Colle (Nov. 4, 2012 vs. Kingston)	
Fastest Two Goals by One Player	0:59
Scott Loughton (Feb. 15, 2013 at Saginaw)	
Fastest Three Goals by One Player	21:22
Scott Loughton (Feb. 15, 2013 at Saginaw)	
Longest Point Scoring Streak (Games)	9
Scott Sabourin (Feb. 9, 2013 to Feb. 27, 2013. 6G, 6A)	
Longest Goal Scoring Streak (Games)	6
Boone Jenner (Nov. 18, 2012 to Dec. 2, 2012. 9G, 9A)	

OSHAWA GENERALS

2013 OHL PRIORITY SELECTIONS

RD	NO	NAME	HOMETOWN	POS	HT	WT	BIRTHDATE
1	14	Mitchell Vande Sompel	London, Ont.	Left Defence	5.09	171	2/11/1997
2	31	Sam Harding	Newmarket, Ont.	Centre	5.11	161	3/31/1997
4	61	Daniel Robertson	Windsor, Ont.	Left Defence	6.00	155	6/4/1997
4	79	Chose Pearson	Alpharetta, GA	Centre	6.01	174	8/23/1997
5	94	Ian Johnston	Kanata, Ont.	Left Wing	5.10	180	4/16/1997
6	107	Stephen Templeton	Waterdown, Ont.	Left Defence	6.00	172	1/26/1997
8	154	Jeremy Bradeur	Essex Fells, NJ	Goaltender	5.07	115	10/29/1996
9	179	Kenny Huether	Londesborough, Ont.	Right Wing	5.08	154	8/6/1997
10	194	Rhodes Dolan	Waterloo, IA	Left Defence	6.04	195	5/2/1996
11	214	Patrick Grasso	Ankeny, IA	Centre	5.05	130	5/29/1996
12	234	Shawn Mabley	Oshawa, Ont.	Goaltender	6.01	187	5/25/1997
13	254	Jared Domin	Grand Rapids, MI	Forward	5.11	180	3/3/1997
14	274	Francis Prevel	Kitchener, Ont.	Left Wing	6.00	178	3/12/1997
15	294	Matthew McCannach	Ajax, Ont.	Left Defence	5.11	160	2/14/1997
15	299	Jalen Smereck	Detroit, MI	Left Defence	5.11	175	1/15/1997

HEAD COACH

D.J. Smith

Born: May 13, 1977; Windsor, ON

Coaching Record

Year	Club	GP	W	L	OTL	SL	PTS	Finish
2012-13	Oshawa Generals	68	42	22	1	3	88	2nd (East)

Coaching History

Doug Williams 1962-63; Jim Cherry 1963-64 to 1964-65; Bep Guidolin 1965-66; Ted O'Connor 1966-67; Ike Hildebrand 1967-68 to 1968-69; Doug Williams 1969-70; Eddy Reigle 1970-71; Gus Bodnar 1971-72 to 1975-76; Sherwood Bassin 1976-77; Bill White 1977-78 to 1978-79; Paul Theriault 1979-80; Bill LaForge 1980-81; Paul Theriault 1981-82 to 1988-89; Rick Cornacchia 1989-90 to 1993-94; Stan Butler 1994-95 to 1995-96; Bill Stewart 1996-97; John Goodwin 1997-98 to 1999-2000; George Burnett 2000-01 to 2003-04; Bob McGill, Brad Selwood and Randy Ladouceur, 2004-05; Randy Ladouceur 2005-06; Brad Selwood 2006-07 to 2007-08; Chris DePiero 2007-08 to 2010-11; Gary Agnew, 2011-12; D.J. Smith 2012-13 to date.

2012-13 TEAM RECORD

	W	L	OTL	SL		W	L	OTL	SL
Overall Record:	42	22	1	3	vs. Barrie	1	1	0	2
Home Record:	22	10	0	2	vs. Belleville	5	3	0	0
Road Record:	20	12	1	1	vs. Brampton	4	0	0	0
Overtime Record:	2	2			vs. Erie	0	2	0	0
					vs. Guelph	0	2	0	0
vs. East Division Opponents	24	5	0	1	vs. Kingston	7	1	0	0
vs. Central Division Opponents	13	3	0	2	vs. Kitchener	0	2	0	0
vs. West Division Opponents	3	7	0	0	vs. London	1	0	1	0
vs. Midwest Division Opponents	2	7	1	0	vs. Mississauga	3	1	0	0
					vs. Niagara	2	0	0	0
September Record	4	1	0	0	vs. Ottawa	6	0	0	0
October Record	5	4	0	2	vs. Owen Sound	1	1	0	0
November Record	7	5	1	0	vs. Peterborough	6	1	0	1
December Record	5	3	0	0	vs. Plymouth	1	1	0	0
January Record	6	5	0	1	vs. Saginaw	1	1	0	0
February Record	9	3	0	0	vs. Sarnia	0	2	0	0
March Record	6	1	0	0	vs. Sault Ste. Marie	1	1	0	0
					vs. Sudbury	3	1	0	0
Playoff Record:	4	5			vs. Windsor	0	2	0	0

OTTAWA 67's

700 Industrial Ave, Suite 220, Ottawa, ON K1G 0Y9
Phone: 613.232.6767 • Fax: 613.232.5586
email: ottawa67s@chl.ca • www.ottawa67s.com



TEAM DIRECTORY

- Governor Jeff Hunt
- Executive VP/Chief Marking Officer Patrick Whalen
- Vice-President Randy Burgess
- Senior Advisor Brian Kilrea
- GM/Head Coach Chris Byrne
- Assistant GM Pat Higgins
- Associate Coach Misha Donskov
- Assistant Coach Shean Donovan
- Assistant Coach Travis Crickard
- Hockey Operations Ass't/Eq. Manager Chris Hamilton
- Athletic Trainer Mario Dupuis
- Scouts Joe Rowley
- Rob Toffoli
- Dylan Seca
- Gerry Skrypec
- Peter Anthony
- Sharon Mayne-Dalke
- Eileen Duffin
- Dr. Rob Gauvreau
- Dr. Taryn Taylor
- Dr. Nalin Bhargava
- Dr. George Wehbi
- Dr. Kevin Rattray

- Executive Assistant
- Academic Advisor
- Lead Physician
- Club Physician
- Club Dentists



Jeff Hunt




Brian Kilrea



Chris Byrne

TEAM INFORMATION

Home Arena	Canadian Tire Centre	Capacity	19,153
Dimensions	200' x 85'	Arena Phone	613.599.0100
Arena Manager	Tom Conroy		
Media Room	Sens Media Centre (Gate 3)	Media Box	400 Level
Training Camp	Fred Barrett Arena	Team Colours	Red, White, & Black



Travis Konecny

OTTAWA 67's

FRANCHISE RECORD

Franchise granted for the 1967-68 season

SEASON	NAME	GP	W	L	T	OTL/SL	PTS	GF	GA	FINISH
2012-13	Ottawa 67's	68	16	46	30	6	38	208	323	5th (East)
2011-12	Ottawa 67's	68	40	20	8	8	88	268	216	1st (East)
2010-11	Ottawa 67's	68	44	19	5	5	93	278	199	1st (East)
2009-10	Ottawa 67's	68	37	23	8	8	82	246	219	1st (East)
2008-09	Ottawa 67's	68	40	21	7	7	87	272	231	2nd (East)
2007-08	Ottawa 67's	68	29	34	5	5	63	201	237	3rd (East)
2006-07	Ottawa 67's	68	30	34	4	4	64	242	263	4th (East)
2005-06	Ottawa 67's	68	29	31	8	8	66	240	244	4th (East)
2004-05	Ottawa 67's	68	34	26	7	1	76	244	210	2nd (East)
2003-04	Ottawa 67's	68	29	26	9	4	71	238	220	1st (East)
2002-03	Ottawa 67's	68	44	14	7	3	98	318	210	1st (East)
2001-02	Ottawa 67's	68	36	20	10	2	84	262	218	2nd (East)
2000-01	Ottawa 67's	68	33	21	10	4	80	249	201	2nd (East)
1999-00	Ottawa 67's	68	43	21	4	1	91	269	189	1st (East)
1998-99	Ottawa 67's	68	48	13	7	7	103	305	164	1st (East)
1997-98	Ottawa 67's	66	40	17	9	9	89	286	172	1st (East)
1996-97	Ottawa 67's	66	49	11	6	6	104	320	177	1st (East)
1995-96	Ottawa 67's	66	39	22	5	5	83	258	200	1st (East)
1994-95	Ottawa 67's	66	22	38	6	6	50	232	276	6th (East)
1993-94	Ottawa 67's	66	33	22	11	11	77	274	229	2nd (Leyden)
1992-93	Ottawa 67's	66	16	42	8	8	40	220	310	8th (Leyden)
1991-92	Ottawa 67's	66	32	30	4	4	68	280	251	6th (Leyden)
1990-91	Ottawa 67's	66	39	25	2	2	80	301	280	4th (Leyden)
1989-90	Ottawa 67's	66	38	26	2	2	78	320	265	4th (Leyden)
1988-89	Ottawa 67's	66	30	32	4	4	64	295	301	5th (Leyden)
1987-88	Ottawa 67's	66	38	26	2	2	78	341	294	2nd (Leyden)
1986-87	Ottawa 67's	66	33	28	5	5	71	310	280	3rd (Leyden)
1985-86	Ottawa 67's	66	18	46	2	2	38	274	352	7th (Leyden)
1984-85	Ottawa 67's	66	20	43	3	3	43	263	376	6th (Leyden)
1983-84	Ottawa 67's	70	50	18	2	2	102	347	223	1st (Leyden)
1982-83	Ottawa 67's	70	46	21	3	3	95	395	278	1st (Leyden)
1981-82	Ottawa 67's	68	47	19	2	2	96	353	248	1st (Leyden)
1980-81	Ottawa 67's	68	45	20	3	3	93	360	264	2nd (Leyden)
1979-80	Ottawa 67's	68	45	20	3	3	93	402	288	2nd (Leyden)
1978-79	Ottawa 67's	68	30	38	0	0	60	319	344	4th (Leyden)
1977-78	Ottawa 67's	68	43	18	7	7	93	405	308	1st (Leyden)
1976-77	Ottawa 67's	66	38	23	5	5	81	348	288	1st (Leyden)
1975-76	Ottawa 67's	66	34	23	9	9	77	331	291	2nd (Leyden)
1974-75	Ottawa 67's	70	33	30	7	7	73	379	382	4th
Totals (since 1974)		2,626	1,390	1,007	154	67	2,999	11,453	9,948	Pct. .571

TEAM RECORDS

SEASON

Team

Most Points	(1996-97)	104
Most Goals	(1977-78)	405
Most Goals Against	(1974-75)	382
Fewest Goals Against	(1998-99)	164

Individual

Most Goals	Peter Lee (1975-76)	81
Most Assists	Bob Smith (1977-78)	123
Most Points	Bob Smith (1977-78)	192
Best GAA	Levente Szuper (1998-99)	2.33

GAME

Most Goals	6
Tim Young (Jan. 24, 1975 vs. St. Catharines)	
Most Assists	7
Tim Young (Feb. 16, 1975 vs. London)	
Most Points	8
Tim Young (Jan. 24, '75 vs. St. Catharines and Feb. 16, '75 vs. London); Derek Grant and Steve Washburn (Feb. 19, '95 at S.S.Marie)	
Most Powerplay Goals	5
Bob Smith (Oct. 2, 1977 vs. Niagara Falls)	
Most Shorthanded Goals	2
Bruce Baker (1974-75); Bob Smith (1976-77); Shean Donovan (1993-94); Alyn McCauley (1996-97)	
Fastest Opening Goal	0:09
Frank Donnelly (Sept. 27, 1974 vs. Toronto); Warran Holmes (Feb. 12, 1977 at Kitchener)	
Fastest Period Goal	0:07
Alyn McCauley (Dec. 10, 1994 at Belleville - 2nd period)	
Fastest Two Goals by One Player	0:07
Jim Fox (Jan. 2, 1979 at Brantford - 3rd period)	

Fastest Three Goals by One Player

Tom McDonell (Dec. 10, 1976 vs. Sudbury - 2nd period)

0:25

INDIVIDUAL GAME RECORDS — 2012-13

Most Goals 3
Tyler Graovac (Sep. 29, 2012 vs Erie/ Oct. 26, 2012 at Kingston), Sean Monahan (Feb. 9, 2013 vs Windsor), Ryan Van Stralen (Feb. 10, 2013 vs Belleville)

Most Assists

Cody Ceci (Sep. 20, 2012 vs Barrie), Sean Monahan (Jan. 6, 2013 at Brampton)

4

Most Points

Most Power-Play Goals

Most Shorthanded Goals

Fastest Opening Goal

Fastest Period Goal

Fastest Two Goals by One Player

Fastest Three Goals by One Player

Longest Point Scoring Streak (Games)

Longest Goal Scoring Streak (Games)

2013 OHL PRIORITY SELECTIONS

RD	NO	NAME	HOMETOWN	POS	HT	WT	BIRTHDATE
1	1	Travis Konecny	Mt. Brydges, Ont.	Centre	5.09	162	3/11/1997
2	20	Troy Henley	Paulsboro, NJ	Right Defence	5.11	186	1/13/1997
4	60	Dylan McDonald	Metcalfe, Ont.	Centre	6.02	170	2/10/1997
5	89	Ben Fanjoy	Ottawa, Ont.	Centre	6.00	174	5/10/1997
6	100	Matthew Mercer	Georgetown, Ont.	Left Defence	6.03	204	6/13/1997
7	120	Benjamin Blacker	Oakville, Ont.	Goaltender	5.08	152	4/23/1997
7	121	Steven Ruggiero	Kings Park, NY	Right Defence	6.03	175	1/1/1997
7	128	Brandon Zullo	Nepean, Ont.	Left Wing	6.02	181	2/15/1997
10	180	Marcus Semiao	Bradford, Ont.	Goaltender	5.08	190	7/23/1997
11	200	Donovan Ott	Lebanon, PA	Centre	6.00	204	2/21/1997
13	247	Branden Makara	Gloucester, Ont.	Centre	5.07	140	5/22/1997
14	260	Ethan Wiseman	Mississauga, Ont.	Right Wing	5.11	162	9/14/1997
15	280	Isaak Iacobucci	Vaughan, Ont.	Centre	6.00	161	8/17/1997

CHL Import Draft

HEAD COACH

Chris Byrne

Born: June 12, 1974, Nepean, Ontario

Year	Club	GP	W	L	T	OTL	PTS	Finish
2009-10	Ottawa 67's	68	37	23	-	8	82	1st (East)
2010-11	Ottawa 67's	68	44	19	-	5	93	1st (East)
2011-12	Ottawa 67's	68	40	20	-	8	88	1st (East)
2012-13	Ottawa 67's	68	16	46	-	6	38	5th (East)
	OHL Totals	272	137	108	-	27	301	Pct. .553

Coaching History

Bill Long, 1967-68 to 1971-72; Leo Boivin, 1972-73 and 1973-74; Brian Kilrea, 1974-75 to 1983-84; Cliff Stewart and Bob Ellett, 1984-85; Bob Ellett, 1985-86; Brian Kilrea, 1986-87 to 1993-94; Peter Lee, 1994-95; Brian Kilrea, 1995-96 2008-09; Chris Byrne 2009-10 to date.

2012-13 TEAM RECORD

	W	L	OTL	SL		W	L	OTL	SL
Overall Record:	16	46	0	6	vs. Barrie	0	4	0	0
Home Record:	6	25	0	3	vs. Belleville	1	7	0	0
Road Record:	10	21	0	3	vs. Brampton	1	3	0	0
Overtime Record:	0	3			vs. Erie	1	1	0	0
					vs. Guelph	0	2	0	0
vs. East Division Opponents	7	19	0	4	vs. Kingston	4	3	0	1
vs. Central Division Opponents	3	14	0	1	vs. Kitchener	2	0	0	0
vs. West Division Opponents	3	6	0	1	vs. London	0	2	0	0
vs. Midwest Division Opponents	3	7	0	0	vs. Mississauga	0	3	0	1
					vs. Niagara	1	3	0	0
September Record	1	3	0	0	vs. Oshawa	0	4	0	2
October Record	3	5	0	2	vs. Owen Sound	0	2	0	0
November Record	3	11	0	0	vs. Peterborough	2	5	0	1
December Record	3	6	0	1	vs. Plymouth	0	2	0	0
January Record	3	8	0	1	vs. Saginaw	0	2	0	0
February Record	2	8	0	1	vs. Sarnia	1	1	0	0
March Record	1	5	0	1	vs. Sault Ste. Marie	1	1	0	0
					vs. Sudbury	1	1	0	0
					vs. Windsor	1	0	0	1

OWEN SOUND ATTACK

P.O. Box 1420, Owen Sound, Ontario N4K 6T5
 Phone: 519.371.7452 • Fax: 519.371.7990
 email: attack@bmts.com • www.attackhockey.com




TEAM DIRECTORY

President
 Governor
 Business Manager
 General Manager
 Head Coach
 Assistant Coaches

 Goaltending Coach
 Strength and Conditioning Coach
 Athletic Therapist
 Player Personnel
 Assistant General Manager
 Scouts

 Dir. of Marketing and Public Relations
 Academic Advisor
 Club Physician
 Club Dentist

Dr. Bob Severs
 Peter MacDermid
 Ray McKelvie
 Dale DeGray
 Greg Ireland
 Drew Bannister
 Daniel Tkaczuk
 Greg Redquest
 Andrew Hopf
 Andy Brown
 Bryan Denney
 Ian MacLellan
 Matt Hallett, Don McIlhone
 Rod Freiburger, Jason Michelutti
 Eric Navarro, Mark Sylvester
 Steve Ludzik Jr., Joe Hishon Sr.
 Deron Bauer
 Brent Fisher
 Sarah Rowe
 Dr. Cam Tweedie
 Dr. Sean Stewart




Dr. Bob Severs



Dale DeGray



Greg Ireland



Ethan Szygula

TEAM INFORMATION

Home Arena	J.D. McArthur Arena/Harry Lumley Bayshore Community Centre		
Capacity	3,500	Dimensions	200' x 85'
Box Office Phone	519.371.7452	Arena Phone	519.376.3594
Arena Manager	Mark Kazarian	Press Box	West side, above sec.H
Team Colours	Red, Black, Gold & White		
Training Camp	Harry Lumley Bayshore Community Centre		

FRANCHISE RECORD

SEASON	NAME	GP	W	L	T	SL	PTS	GF	GA	FINISH
2012-13	Owen Sound Attack	68	44	18		6	94	231	165	2nd (Midwest)
2011-12	Owen Sound Attack	68	32	29		7	71	234	220	3rd (Midwest)
2010-11	Owen Sound Attack	68	46	17		5	97	283	215	1st (Midwest)
2009-10	Owen Sound Attack	68	27	33		8	62	221	276	5th (Midwest)
2008-09	Owen Sound Attack	68	26	27		15	67	226	258	4th (Midwest)
2007-08	Owen Sound Attack	68	20	41		7	47	200	290	4th (Midwest)
2006-07	Owen Sound Attack	68	31	30		7	69	256	261	4th (Midwest)
2005-06	Owen Sound Attack	68	32	29		7	71	239	239	4th (Midwest)
2004-05	Owen Sound Attack	68	40	18	7	3	90	245	187	2nd (Midwest)
2003-04	Owen Sound Attack	68	30	27	7	4	71	202	210	4th (Midwest)
2002-03	Owen Sound Attack	68	27	30	7	4	65	206	243	4th (Midwest)
2001-02	Owen Sound Attack	68	24	31	10	3	61	200	240	4th (Midwest)
2000-01	Owen Sound Attack	68	31	27	7	3	72	256	236	4th (Midwest)
1999-00	Owen Sound Attack	68	21	41	6	6	54	237	292	5th (Midwest)
1998-99	Owen Sound Platers	68	39	24	5	5	83	312	293	2nd (Midwest)
1997-98	Owen Sound Platers	66	27	34	5	5	59	270	312	4th (Central)
1996-97	Owen Sound Platers	66	27	37	2	2	56	258	318	4th (Central)
1995-96	Owen Sound Platers	66	29	32	5	5	63	274	313	4th (Central)
1994-95	Owen Sound Platers	66	22	38	6	6	50	239	299	3rd (Central)
1993-94	Owen Sound Platers	66	34	30	2	2	70	303	284	4th (Emms)
1992-93	Owen Sound Platers	66	29	29	8	8	66	330	324	4th (Emms)
1991-92	Owen Sound Platers	66	23	41	2	2	48	260	315	6th (Emms)
1990-91	Owen Sound Platers	66	13	48	5	5	31	269	373	7th (Emms)
1989-90	Owen Sound Platers	66	28	31	7	7	63	265	305	4th (Emms)
1988-89	Guelph Platers	66	26	32	8	8	60	257	288	4th (Emms)
1987-88	Guelph Platers	66	21	40	5	5	47	249	318	7th (Emms)
1986-87	Guelph Platers	66	29	35	2	2	60	275	281	6th (Emms)
1985-86	Guelph Platers	66	41	23	2	2	84	297	235	2nd (Emms)
1984-85	Guelph Platers	66	21	40	5	5	47	230	332	7th (Emms)
1983-84	Guelph Platers	70	20	46	4	4	44	252	366	7th (Emms)
1982-83	Guelph Platers	70	7	63	0	0	14	246	555	8th (Emms)
	Franchise Totals	2,084	867	1,021	117	86	1,936	7,822	8,843	Pct. .464

TEAM RECORDS

SEASON

Team		
Most Points	(2010-11)	97
Most Goals	(1992-93)	330
Most Goals Against	(1982-83)	555
Fewest Goals Against	(2004-05)	187

Individual

Most Goals	Andrew Brunette (1992-93)	62
Most Assists	Andrew Brunette (1992-93)	100
Most Points	Andrew Brunette (1992-93)	162
Best GAA	Mike Brown (2004-05)	2.48

GAME

Most Goals	5
Wes Galdie (Jan 6/99 vs. Toronto); Josh Bailey (Oct. 28/06 in Erie)	
Most Assists	5
Kirk Muller (Feb 24/84 vs. North Bay); Wayne Primeau (Mar 11/95 vs. Ottawa); Dan Snyder (Jan 6/99 vs. Toronto); Bryan Kozarian (Sept 24/99 at S.S. Marie); Bobby Ryan (Oct 8/05 vs Oshawa and Oct 22/05 vs Guelph)	
Most Points	7
Jim Ensom (Jan 10/96 vs. Sudbury)	
Most Powerplay Goals	3
Jason MacDonald (Feb 15/93 at Detroit); Larry Paloczny (Dec 13/96 at Kingston); Daniel Sisca (Nov. 21/01 vs. Kitchener)	
Most Shorthanded Goals	2
Guy Larose (Nov 29/85 at S. S. Marie); Greg Jacina (Dec. 20/00 vs. Erie); Bobby Ryan (Mar. 6/05 at Toronto)	
Fastest Opening Goal	0:11
Rob Schweyer (Nov 5/94 at Kingston); Scott Giles (Feb 11/06 vs. S.S. Marie)	
Fastest Period Goal	0:08
Jim Brown (Feb 21/92 at Kitchener - 2nd period)	
Fastest Two Goals by One Player	0:12
John McIntyre (Jan 29, 1987 vs. London - 2nd period)	

Fastest Three Goals by One Player 5:27
Paul Kelly (Feb 20, 1987 at London - 2nd period)

INDIVIDUAL GAME RECORDS — 2012-13

Most Goals	3
Daniel Catenacci (Feb. 23, 2013 vs Saginaw), Artur Gavrus (Mar. 8, 2013 vs Erie)	
Most Assists	4
Daniel Catenacci (Nov. 10, 2012 vs S.S. Marie Greyhounds) Daniel Milne (Mar. 8, 2013 vs Erie)	
Most Points	5
Daniel Catenacci (Feb. 23, 2013 vs Saginaw/Nov. 10, 2012 vs S.S. Marie)	
Most Power-Play Goals	2
Steven Jones (Feb. 8, 2013 at London)	
Most Shorthanded Goals	2
Cameron Brace (Nov. 30, 2012 at Sudbury)	
Fastest Opening Goal	0:38
Kurtis Gabriel (Jan. 20, 2013 at Ottawa)	
Fastest Period Goal	0:09
Zach Nastasiuk (Feb. 21, 2013 at Barrie)	
Fastest Two Goals by One Player	1:11
Kyle Hope (Jan. 4, 2013 at Plymouth)	
Fastest Three Goals by One Player	42:35
Artur Gavrus (Mar. 8, 2013 vs Erie)	
Longest Point Scoring Streak (Games)	11
Gemel Smith (Oct. 5, 2012 to Nov. 3, 2012. 8G, 8A)	
Longest Goal Scoring Streak (Games)	5
Cameron Brace (Oct. 5, 2012 to Oct. 19, 2012. 6G, 6A)	

PETERBOROUGH PETES

Peterborough Memorial Centre, 151 Lansdowne St. West, Peterborough, ON K9J 1Y4

Phone: 705.743.3681 • Fax: 705.743.5497

email: cwebster@gopetesgo.com • www.gopetesgo.com



TEAM DIRECTORY

President	Jim Devlin
Governor	Dr. Robert Neville
Board of Directors	Pat Casey, Ken Jackman, Dave Pogue, Dave Lorentz, Rod McGillis
General Manager	Mike Oke
Head Coach	Jody Hull
Assistant Coaches	Bryan Helmer, Paul Mattucci
Goaltending Coach	Andrew Verner
Strength & Conditioning Coach	Robert Franz
Power Skating Coach	Karen Westby
Yoga Instructor	Liz Doris
Head Trainer	Brian Miller
Assistant Trainers	Larry Smith, Terry Bowser
Director of Scouting	Chris McNamara
Scouts	Dave Gaw, Ron Ringler, Steve Richey, Matt St. Germain, Sandy Gemmiti, Randy Walker, Andy Hooper
Dir. Sales, Marketing and Advertising	Aaron Garfat
Office Administrator	Cathie Webster
Director of Merchandise	Don Sharp
Dir of Com. & Game Night Operations	Burton Lee
Dir of Com. Events/Marketing Assistant	Matt D'Agostini
Academic Advisor	Janet Wylie
Club Physicians	Dr. Craig Maltman, Dr. Mike Munoz, Dr. Brendan Hughes, Dr. Scott Ferrier
Team Orthopedic Surgeon	Dr. Crawford Dobson
Team Dentist	Dr. Brent Jibb




Jim Devlin



Mike Oke



Jody Hull



Matthew Spencer

TEAM INFORMATION

Home Arena	Memorial Centre	Capacity	3,729
Dimensions	195' x 85'	Arena Phone	705.743.3561
Arena Manager	Sue Warrington	Team Colours	Maroon & white
Training Camp	Memorial Centre		
Affiliated Teams	Lindsay Muskies Jr. A Cobourg Cougars Jr. A		

PETERBOROUGH PETES

FRANCHISE RECORD

SEASON	NAME	GP	W	L	T	OL/SL	PTS	GF	GA	FINISH
2012-13	Peterborough Petes	68	26	35		7	59	202	254	4th (East)
2011-12	Peterborough Petes	68	27	34		7	61	219	281	4th (East)
2010-11	Peterborough Petes	68	20	45		3	43	195	298	5th (East)
2009-10	Peterborough Petes	68	29	35		4	62	231	277	3rd (East)
2008-09	Peterborough Petes	68	28	37		3	59	210	266	3rd (East)
2007-08	Peterborough Petes	68	28	36		4	60	199	250	4th (East)
2006-07	Peterborough Petes	68	24	39		5	53	198	274	5th (East)
2005-06	Peterborough Petes	68	47	16		5	99	269	199	1st (East)
2004-05	Peterborough Petes	68	34	21	9	4	81	238	215	1st (East)
2003-04	Peterborough Petes	68	22	40	3	3	50	191	244	4th (East)
2002-03	Peterborough Petes	68	32	22	11	3	78	222	215	2nd (East)
2001-02	Peterborough Petes	68	33	22	7	6	79	242	215	3rd (East)
2000-01	Peterborough Petes	68	30	28	8	2	70	221	213	3rd (East)
1999-00	Peterborough Petes	68	34	27	7	1	76	242	219	4th (East)
1998-99	Peterborough Petes	68	40	26	2		82	266	213	4th (East)
1997-98	Peterborough Petes	66	20	36	10		50	212	273	5th (East)
1996-97	Peterborough Petes	66	39	25	2		80	251	238	3rd (East)
1995-96	Peterborough Petes	66	35	22	9		79	289	235	2nd (East)
1994-95	Peterborough Petes	66	26	34	6		58	255	286	5th (East)
1993-94	Peterborough Petes	66	15	41	10		40	252	350	7th (Leyden)
1992-93	Peterborough Petes	66	46	15	5		97	352	239	1st (Leyden)
1991-92	Peterborough Petes	66	41	18	7		89	318	256	1st (Leyden)
1990-91	Peterborough Petes	66	33	26	7		73	272	254	5th (Leyden)
1989-90	Peterborough Petes	66	37	23	6		80	294	236	3rd (Leyden)
1988-89	Peterborough Petes	66	42	22	2		86	302	235	1st (Leyden)
1987-88	Peterborough Petes	66	44	17	5		93	325	212	1st (Leyden)
1986-87	Peterborough Petes	66	35	24	7		77	267	212	2nd (Leyden)
1985-86	Peterborough Petes	66	45	19	2		92	289	190	1st (Leyden)
1984-85	Peterborough Petes	66	42	20	4		88	354	233	1st (Leyden)
1983-84	Peterborough Petes	70	43	23	4		90	380	307	3rd (Leyden)
1982-83	Peterborough Petes	70	46	22	2		94	367	278	2nd (Leyden)
1981-82	Peterborough Petes	68	36	29	3		75	291	266	3rd (Leyden)
1980-81	Peterborough Petes	68	29	36	3		61	287	290	5th (Leyden)
1979-80	Peterborough Petes	68	47	20	1		95	316	238	1st (Leyden)
1978-79	Peterborough Petes	68	46	19	3		95	341	245	1st (Leyden)
1977-78	Peterborough Petes	68	37	18	13		87	327	273	2nd (Leyden)
1976-77	Peterborough Petes	66	31	28	7		69	307	209	4th (Leyden)
1975-76	Peterborough Petes	66	18	37	11		47	204	284	6th (Leyden)
1974-75	Peterborough Petes	70	37	28	13		87	311	254	2nd
Totals (since 1974)		2,558	1,300	1,018	198	33	2,841	10,310	9,452	Pct. .555

TEAM RECORDS

SEASON	NAME	GP	PTS
Team			
Most Points	(2005-06)	99	
Most Goals	(1983-84)	380	
Most Goals Against	(1993-94)	350	
Fewest Goals Against	(1985-86)	190	
Individual			
Most Goals	Scott Tottle (1983-84)	63	
Most Assists	Mark Teevens (1984-85)	90	
Most Points	Mike Harding (1992-93)	136	
Best GAA	Chuck Goddard (1962-63)	2.49	
Game			
Most Goals	5		
Bill Gardner (Nov. 22/79 vs. Oshawa), Doug Evans (Oct. 20/83 vs. North Bay)			
Most Assists	6		
Doug Evans (Jan. 26/84 vs. Toronto)			
Most Points	7		
Ron Mason (Jan. 13/77 vs. Kitchener), Ken Strong (Oct. 8/82 at Guelph), Doug Evans (Jan. 26/84 vs. Toronto)			
Most Powerplay Goals	3		
Doug Evans (Oct. 20/83 vs. North Bay), John Johnson (Oct. 26/91 vs. Cornwall), Dove Roche (Jan. 28/93 vs. Newmarket), Brent Tully (Feb. 24/94 vs. Belleville)			
Most Shorthanded Goals	2		
Scott Tottle (Nov. 20/83 at Kingston), Geoff Ingram (Jan. 22/89 at Toronto), Cameron Mann (Jan. 20/96 vs. Ottawa), Eric Staal (Sept. 26/02 vs. Mississauga)			
Fastest Opening Goal	0:06		
Matt Lahey (Nov. 3/96 at North Bay)			
Fastest Period Goal	0:07		
Jim Wiemer (twice - Nov. 8/79 vs. Niagara Falls - 2nd period, and Jan. 24/81 vs. Ottawa - 2nd period)			
Fastest Two Goals by One Player	0:10		
Ryan Pawluk (Dec. 8/94 vs. North Bay - first period)			

Fastest Three Goals by One Player
Greg Theberge (Nov. 10/78 at Ottawa - 2nd period) 1:38

INDIVIDUAL GAME RECORDS — 2012-13

Most Goals	3
Nick Ritchie (Nov. 15/12 vs Ottawa)	
Most Assists	4
Nelson Armstrong (Mar. 10/13 vs Ottawa)	
Most Points	4
Nelson Armstrong (Mar 10/13 vs Ottawa), Derek Mathers (Feb 21/13 vs Oshawa)	
Most Power-Play Goals	2
Francis Menard (Oct. 14/12 at Guelph)	
Most Shorthanded Goals	1
5 times	
Fastest Opening Goal	0:13
Alan Quine (Nov. 9/12 at Erie)	
Fastest Period Goal	0:13
Alan Quine (Nov. 9, 2012 at Erie)	
Fastest Two Goals by One Player	3:06
Brett Findlay (Dec. 8, 2012 at Sudbury)	
Fastest Three Goals by One Player	28:45
Nick Ritchie (Nov. 15, 2012 vs Ottawa)	
Longest Point Scoring Streak (Games)	9
Nick Ritchie (Feb. 2, 2013 to Feb. 23, 2013. 5G, 5A)	
Longest Goal Scoring Streak (Games)	5
Stephen Pierog (Feb. 14, 2013 to Feb. 23, 2013. 6G, 6A)	

2013 OHL PRIORITY SELECTIONS

RD	NO	NAME	HOMETOWN	POS	HT	WT	BIRTHDATE
1	3	Matthew Spencer	Oakville, Ont.	Right Defence	6.01	192	3/24/1997
2	25	Cameron Lizotte	Falconbridge, Ont.	Left Defence	6.00	185	8/24/1997
2	39	Mitchell Webb	Ridgeway, Ont.	Left Wing	6.00	174	1/10/1997
3	48	Josh Coyle	London, Ont.	Centre	6.03	195	7/27/1997
4	75	Connor Clifton	Matawan, NJ	Right Defence	5.10	175	4/28/1995
5	82	Jack Webb	Ridgeway, Ont.	Left Wing	6.02	170	1/10/1997
5	98	David Lobsinger	Kitchener, Ont.	Goaltender	5.10	179	2/25/1997
7	122	Austin Ulett	Port Perry, Ont.	Centre	6.01	185	3/8/1997
8	142	Dakota Brancatella	Nobleton, Ont.	Left Defence	6.01	160	3/2/1997
8	153	Jared Marino	Niagara Falls, Ont.	Left Wing	6.00	186	3/5/1997
9	162	Scott Smith	Oakville, Ont.	Goaltender	6.01	163	2/17/1997
10	181	Samuel Hunter	Toronto, Ont.	Right Defence	6.02	195	6/4/1997
11	202	Ethan Wensink	Embrun, Ont.	Right Wing	6.00	163	2/3/1997
12	222	Brandon Savoy	Newmarket, Ont.	Left Wing	5.10	161	11/14/1997
13	242	Logan DeNoble	Peterborough, Ont.	Centre	5.08	171	10/15/1997
14	262	Ethan Cragg	Vaughan, Ont.	Left Defence	6.01	170	1/25/1997
15	282	Cole Poliziani	Burlington, Ont.	Centre	5.07	161	9/26/1997

CHL Import Draft

1	8	Matej Paulovic	Topolcany, Slovakia	Right Wing	6.03	187	1/13/1995
---	---	----------------	---------------------	------------	------	-----	-----------

HEAD COACH

Jody Hull

Born: February 2, 1969, Petrolia, Ont.

Coaching Record

Year	Club	GP	W	L	OTL	SL	PTS	Finish
2012-13	Peterborough Petes							

Coaching History

Frank Mario, 1962-63 to 1964-65; Roger Bedard, 1965-66; Roger Bedard and Roger Neilson, 1966-67; Roger Neilson 1967-68 to 1975-76; Garry Young, 1976-77; Gary Green, 1977-78 to 1978-79; Mike Keenan, 1979-80; Dave Dryden 1980-81, Dave Dryden and Dick Todd, 1981-82; Dick Todd 1982-83 to 1992-93; Dave MacQueen, 1993-94 to 1995-96; Brian Drumm, 1996-97; Brian Drumm and Jeff Twohey, 1997-98; Rick Allain, 1998-99 to 2003-04, Dick Todd 2004-05 to 2005-06; Vince Malette 2006-07 to 2007-08; Ken McRae 2008-09 to 2009-10, Mike Pelino 2010-11 to 2011-12; Mike Pelino and Jody Hull, 2012-13; Jody Hull 2013-14 to date.

2012-13 TEAM RECORD

	W	L	OTL	SL		W	L	OTL	SL
Overall Record:	26	35	3	4	vs. Barrie	0	4	0	0
Home Record:	15	17	1	1	vs. Belleville	4	1	1	0
Road Record:	11	18	2	3	vs. Brampton	1	3	0	0
Overtime Record:	2	6			vs. Erie	0	2	0	0
					vs. Guelph	0	1	1	0
vs. East Division Opponents	16	9	2	1	vs. Kingston	4	1	1	0
vs. Central Division Opponents	5	14	0	1	vs. Kitchener	1	0	0	1
vs. West Division Opponents	4	6	0	0	vs. London	0	2	0	0
vs. Midwest Division Opponents	1	6	1	2	vs. Mississauga	1	3	0	0
					vs. Niagara	2	2	0	0
September Record	1	3	0	0	vs. Oshawa	2	5	0	1
October Record	3	4	2	1	vs. Ottawa	6	2	0	0
November Record	2	12	0	0	vs. Owen Sound	0	1	0	1
December Record	3	5	1	0	vs. Plymouth	0	2	0	0
January Record	6	3	0	3	vs. Saginaw	2	0	0	0
February Record	7	5	0	0	vs. Sarnia	0	2	0	0
March Record	4	3	0	0	vs. Sault Ste. Marie	1	1	0	0
					vs. Sudbury	1	2	0	1
					vs. Windsor	1	1	0	0


PLYMOUTH WHALERS

Compuware Arena, 14900 Beck Road, Plymouth Township, Michigan 48170
 Phone: (734) 453-8400 • Fax: (734) 453-4201
 email: frontoffice@plymouthwhalers.com • www.plymouthwhalers.com




TEAM DIRECTORY

Owner	Peter Karmanos Jr.
President, Governor, General Manager and Head Coach	Mike Vellucci
Assistant General Manager	Brian Sommariva
Associate Coach	Joe Stefan
Assistant Coach	Don Elland
Assistant Coach/Video	Scott MacDonald
Goaltending Coach	Stan Matwijiw
Athletic Trainer/Equipment Manager	Dennis MacDonald
Scouting Director	Don Harkins
Scouts	Rick Boyle, Jim Debenham, Gary Kay, Dave McParlan, Gino Pisellini, Norm Robert, Rob Watson, Tom Watson
Director of Sales and Marketing	Denise Ronayne
Director of Communications	Pete Krupsky
Sales and Marketing Coordinator	George Defenthaler
Academic Advisor	John Seidelman
Club Physicians	Dr. Greg Cibor, Dr. Scott Eathorne Dr. David Komasara, Dr. Michael Montico, Dr. David Peck Dr. Steve Plomaritis Dr. Tim Kosinski Dr. Ronald W. Rakecky Dr. Ronald Shoha
Orthopedic Surgeon	
Club Dentists	



Peter Karmanos Jr.



Mike Vellucci



Joe Stefan

TEAM INFORMATION

Home Arena	Compuware Arena	Capacity	3,504 (4,000 with standing)
Dimensions of Rink	200' x 85'	Arena Phone	(734) 453-6400
Box Office Phone	(734) 453-8400	Team Colours	Blue, green & white
General Manager	Mike Henry		
Press Box	East side of arena		
Training Camp	Compuware Arena		



Cullen Mercer

FRANCHISE RECORD

SEASON	NAME	GP	W	L	T	OL/SL	PTS	GF	GA	FINISH
2012-13	Plymouth Whalers	68	42	17		9	93	292	202	1st (West)
2011-12	Plymouth Whalers	68	47	18		3	97	279	205	1st (West)
2010-11	Plymouth Whalers	68	36	26		6	78	249	219	3rd (West)
2009-10	Plymouth Whalers	68	38	27		3	79	245	201	2nd (West)
2008-09	Plymouth Whalers	68	37	26		5	79	253	244	3rd (West)
2007-08	Plymouth Whalers	68	34	28		6	74	228	223	5th (West)
2006-07	Plymouth Whalers	68	49	14		5	103	299	173	1st (West)
2005-06	Plymouth Whalers	68	35	28		5	75	227	225	1st (West)
2004-05	Plymouth Whalers	68	30	29	6	3	69	198	204	2nd (West)
2003-04	Plymouth Whalers	68	32	24	9	3	76	220	204	2nd (West)
2002-03	Plymouth Whalers	68	43	14	9	2	97	259	174	1st (West)
2001-02	Plymouth Whalers	68	39	15	12	2	92	249	166	1st (West)
2000-01	Plymouth Whalers	68	43	15	5	5	96	253	162	1st (West)
1999-00	Plymouth Whalers	68	45	19	4	1	95	256	172	1st (West)
1998-99	Plymouth Whalers	68	51	13	4		106	313	162	1st (West)
1997-98	Plymouth Whalers	66	37	22	7		81	279	223	2nd (West)
1996-97	Detroit Whalers	66	26	34	6		58	230	270	4th (West)
1995-96	Detroit Whalers	66	40	22	4		84	319	243	1st (West)
1994-95	Detroit Jr. Red Wings	66	44	18	4		92	306	223	1st (West)
1993-94	Detroit Jr. Red Wings	66	42	20	4		88	312	237	1st (Emms)
1992-93	Detroit Jr. Red Wings	66	37	22	7		81	336	264	2nd (Emms)
1991-92	Detroit Ambassadors	66	23	42	1		47	279	353	7th (Emms)
1990-91	Detroit Ambassadors	66	11	50	5		27	213	378	8th (Emms)
	Franchise Totals	1,548	861	543	87	58	1,867	6,094	5,127	Pct. .603

TEAM RECORDS

SEASON

Team

Most Points	(1998-99)	106
Most Goals	(1992-93)	336
Most Goals Against	(1990-91)	378
Fewest Goals Against	(1998-99; 2000-01)	162

Individual

Most Goals	Chad LaRose (2002-03)	61
Most Assists	Kevin Brown (1992-93)	91
Most Points	Bob Wren (1992-93)	145
Best GAA	Robert Holsinger (1998-99)	2.08

GAME

Most Goals	5
Kevin Brown (Dec. 1, 1993 vs. Niagara Falls)	
Most Assists	6
Pat Peake (Mar. 17, 1993 vs. Windsor)	
Most Points	8
Kevin Brown (Dec. 1, 1993 vs. Niagara Falls)	
Most Powerplay Goals	3
Mark Lawrence (Sept. 21/92 at Kingston); Kevin Brown (Oct. 18/92 vs. Ottawa); Bob Wren (Feb. 18/93 vs. London); Eric Gooldy (Jan 9/99 vs. Belleville); James Wisniewski (Nov. 2/02 vs. London); Tom Sestito (Feb. 2/07 vs Erie)	
Most Shorthanded Goals	2
Sean Haggerty (3 times), Mark Cadotte (Sept. 26, 1997 vs. London)	
Fastest Opening Goal	0:07
Jamie Devane (Mar. 18, 2011 at Kitchener)	
Fastest Period Goal	0:07
Jamie Devane (Mar. 18, 2011 at Kitchener)	
Fastest Two Goals by One Player	0:08
Pat Barton (March 5, 1992 at Windsor - 3rd period)	

Fastest Three Goals by One Player

Justin Williams (Feb. 5, 2000 vs. Guelph - 1st period) 2:23

INDIVIDUAL GAME RECORDS — 2012-13

Most Goals	4
Vincent Trocheck (Feb. 10, 2013 at Brampton)	
Most Assists	4
Ryan Hartman (Feb. 9, 2013 vs Owen Sound)	
Most Points	4
11 times	
Most Power-Play Goals	2
Stefan Noesen (Feb. 18, 2013 at Sarnia), Gianluca Curcuruto (Jan. 4, 2013 vs Owen Sound)	
Most Shorthanded Goals	1
12 times	
Fastest Opening Goal	0:35
Gianluca Curcuruto (Feb. 2, 2013 vs Peterborough)	
Fastest Period Goal	0:17
Garrett Meurs (Jan. 26, 2013 vs Sarnia)	
Fastest Two Goals by One Player	0:57
Alex Aleardi (Nov. 3, 2012 vs Sarnia)	
Fastest Three Goals by One Player	16:01
Cody Payne (Feb. 22, 2013 vs Windsor)	
Longest Point Scoring Streak (Games)	21
Vincent Trocheck (Jan. 26, 2013 to Mar. 17, 2013. 23G, 23A)	
Longest Goal Scoring Streak (Games)	7
Vincent Trocheck (Feb. 28, 2013 to Mar. 16, 2013. 8G, 8A)	

PLYMOUTH WHALERS

2013 OHL PRIORITY SELECTIONS

RD	NO	NAME	HOMETOWN	POS	HT	WT	BIRTHDATE
1	16	Jordan Greenway	Potsdam, NY	Left Wing	6.05	205	2/16/1997
3	57	Cullen Mercer	Exeter, Ont.	Centre	5.11	168	5/2/1997
4	73	Bryce Yetman	Whitby, Ont.	Right Wing	6.00	147	2/21/1997
4	76	Zac Bowman	Niagara Falls, Ont.	Goaltender	5.10	147	7/31/1997
5	87	Laine McKay	Thunder Bay, Ont.	Centre	6.00	175	1/4/1997
5	93	Alex King	Taylor, MI	Centre	6.00	163	7/18/1997
6	114	Liam Dunda	Grimsby, Ont.	Left Wing	6.03	215	9/15/1997
7	136	Alex DiCarlo	Woodbridge, Ont.	Left Defence	6.02	189	3/25/1997
8	156	Dakota Joshua	Dearborn, MI	Centre	6.00	162	5/15/1996
9	174	Alex Morin	Sault Ste. Marie, Ont.	Left Defence	5.09	177	12/5/1997
9	176	Jack Roslovic	Columbus, OH	Centre	6.00	155	1/29/1997
10	196	Aaron O'Neill	Franklin, TN	Centre	5.10	167	5/5/1997
12	236	Tyler Sensky	Canton, MI	Left Defence	5.11	172	2/27/1997
13	248	Keegan Ward	Galesburg, MI	Forward	6.02	169	1/9/1997
13	256	Adam Parsells	Wausau, WI	Right Defence	6.04	175	1/3/1997
14	276	Grant Jozefek	Chester, NJ	Right Wing	5.09	165	10/25/1997
15	296	JC Thivierge	Welland, Ont.	Right Defence	6.01	164	7/25/1997
CHL Import Draft							
1	41	Victor Crus Rydberg	Tingsryds, Sweden	Centre	5.11	190	3/21/1995
2	113	Yannick Rathgeb		Defence	6.00	183	10/24/1995

HEAD COACH

Mike Vellucci Born: August 11, 1966, Farmington, Michigan

Coaching Record

Year	Club	GP	W	L	T	OTL	PTS	Finish
2001-02	Plymouth Whalers	68	39	15	12	2	92	1st (West)
2002-03	Plymouth Whalers	68	43	14	9	2	97	1st (West)
2003-04	Plymouth Whalers	68	32	24	9	3	76	2nd (West)
2004-05	Plymouth Whalers	68	30	29	6	3	69	2nd (West)
2005-06	Plymouth Whalers	68	35	28	-	5	75	1st (West)
2006-07	Plymouth Whalers	68	49	14	-	5	103	1st (West)
2007-08	Plymouth Whalers	29	18	8	-	3	39	-
2008-09	Plymouth Whalers	49	31	15	-	3	65	3rd (West)
2009-10	Plymouth Whalers	68	38	27	-	3	79	2nd (West)
2010-11	Plymouth Whalers	68	36	26	-	6	78	3rd (West)
2011-12	Plymouth Whalers	68	47	18	-	3	97	1st (West)
2012-13	Plymouth Whalers	68	42	17	-	9	93	1st (West)
	OHL Totals	758	440	235	36	47	963	Pct. .635

Coaching History

Andy Weidenbach 1990-91; Andy Weidenbach and Jim Rutherford 1991-92; Tom Webster 1992-93; Paul Maurice 1993-94 to 1994-95; Pete DeBoer 1995-96 to 2000-01; Mike Vellucci 2001-02 to 2007-08; Greg Stefan 2007-08 to 2008-09; Mike Vellucci 2008-09 to date.

2012-13 TEAM RECORD

	W	L	OTL	SL		W	L	OTL	SL
Overall Record:	42	17	5	4	vs. Barrie	0	2	0	0
Home Record:	22	8	2	2	vs. Belleville	0	0	1	1
Road Record:	20	9	3	2	vs. Brampton	2	0	0	0
Overtime Record:	5	7			vs. Erie	4	0	0	0
					vs. Guelph	3	1	0	0
vs. East Division Opponents	6	2	1	1	vs. Kingston	1	1	0	0
vs. Central Division Opponents	7	3	0	0	vs. Kitchener	2	1	0	1
vs. West Division Opponents	17	6	4	1	vs. London	1	3	0	0
vs. Midwest Division Opponents	12	6	0	2	vs. Mississauga	2	0	0	0
					vs. Niagara	2	0	0	0
September Record	1	0	1	1	vs. Oshawa	1	1	0	0
October Record	6	4	1	0	vs. Ottawa	2	0	0	0
November Record	7	4	1	0	vs. Owen Sound	2	1	0	1
December Record	2	4	2	2	vs. Peterborough	2	0	0	0
January Record	9	2	0	1	vs. Saginaw	5	2	1	0
February Record	10	3	0	0	vs. Sarnia	4	1	0	1
March Record	7	0	0	0	vs. Sault Ste. Marie	1	2	3	0
					vs. Sudbury	1	1	0	0
Playoff Record:	9	6			vs. Windsor	7	1	0	0


SAGINAW SPIRIT

5789 State Street, Suite 2, Saginaw, MI 48603
 Phone: (989) 497-7747 • Fax: (989) 799-9426
 email: info@saginawspirit.com • www.saginawspirit.com



TEAM DIRECTORY

Governor	Richard J. Garber
President & Partner	Craig Goslin
General Manager	Jim Paliafito
Head Coach	Greg Gilbert
Associate Coach	John Kisil
Assistant Coach	Jeff Blum
Goaltending Coach	Terry Barbeau
Athletic Trainer	Toby Blosser
Equipment Manager	Brian Allen
Scouts	Marc Cipparone
	Frank Robinson
Vice President of Sales	Kae Pankow
Dir. of Sales and Marketing	Rick Riffel
Account Executives	Dan Weigl
	Shane Stout
	Keri Hirschman
Dir. of Season Tickets & Merchandise	Lindsay McDougal
Dir. of Broadcasting & Communications	Leigh Cunningham
Dir. of Game Day Operations	Phil Cronin
Accountant	Trisha Webb
Foundation Director	Drew Richards



Richard J. Garber




Craig Goslin



Greg Gilbert

TEAM INFORMATION

Home Arena	Wendler Arena at the Dow Event Center		
Capacity	4,213	Dimensions of Rink	192' x 85'
Arena Phone	(989) 759-1320	Arena Manager	Matt Blasy
Media Box Location	Conference room off main atrium		
Team Colours	Navy, Red, White		
Training Camp	Dow Event Center		



Mitchell Stephens

SAGINAW SPIRIT

FRANCHISE RECORD

SEASON	NAME	GP	W	L	T	OT/SL	PTS	GF	GA	FINISH
2012-13	Saginaw Spirit	68	32	29		7	71	250	264	4th (West)
2011-12	Saginaw Spirit	68	33	27		8	74	259	259	3rd (West)
2010-11	Saginaw Spirit	68	40	22		6	86	243	207	1st (West)
2009-10	Saginaw Spirit	68	34	27		7	75	240	230	4th (West)
2008-09	Saginaw Spirit	68	36	24		8	80	235	219	2nd (West)
2007-08	Saginaw Spirit	68	33	25		10	76	234	231	4th (West)
2006-07	Saginaw Spirit	68	44	21		3	91	291	217	2nd (West)
2005-06	Saginaw Spirit	68	36	30		2	74	242	246	2nd (West)
2004-05	Saginaw Spirit	68	18	42	4	4	44	150	260	4th (West)
2003-04	Saginaw Spirit	68	16	45	3	4	39	161	228	5th (West)
2002-03	Saginaw Spirit	68	11	45	5	7	34	158	275	5th (West)
	Franchise Totals	748	333	337	12	66	744	2,463	2,636	Pct. .497

Franchise granted in 1943. St. Catharines Black Hawks moved to Niagara Falls Flyers in 1976-77, to North Bay Centennials in 1982-83 and to Saginaw Spirit in 2002-03.

TEAM RECORDS

SEASON

Team		
Most Points	(1993-94)	97
Most Goals	(1978-79)	361
Most Goals Against	(1976-77)	370
Fewest Goals Against	(2010-11)	207

Individual

Most Goals	Brian Cullen (1953-54)	68
Most Assists	Brian Cullen (1953-54)	93
Most Points	Brian Cullen (1953-54)	161
Best G.A.A.	Alex Auld (2000-01)	2.54

GAME

Most Goals	5
Nick Kypreos (Feb. 27, 1986 vs. Sudbury); Dave McIlwain (Mar. 5, 1987 vs. Hamilton)	
Most Assists	7
Stan Adams (Sept. 30, 1977 vs. Kingston); Darren Turcotte (Feb. 28, 1988 vs. Kitchener)	
Most Points	9
Steve Ludzik (Dec. 30, 1980 vs. Oshawa)	
Most Powerplay Goals	4
Jeff Shevalier (Feb. 14, 1993 vs. Peterborough)	
Most Shorthanded Goals	2
Len Soccio (87-88); Peter Bitonti (88-89); James Sheehan (92-93); Jeff Shevalier (93-94); Vitali Yachmenev and Lee Jinman (94-95)	
Fastest Opening Goal	0:07
Patrick Asselin (Oct. 8, 2004 vs. Brampton)	
Fastest Period Goal	0:04
Marek Kvačil (Dec. 4, 2004 vs. Mississauga)	
Fastest Two Goals by One Player	0:03
Tyler Ertel (Jan. 8, 1989 vs Sudbury - 3rd period)	
Fastest Three Goals by One Player	2:27
Vitali Yachmenev (Nov. 27, 1993 at Newmarket - 2nd period)	

INDIVIDUAL GAME RECORDS — 2012-13

Most Goals	3
Jimmy Lodge (Feb. 15, 2013 vs Oshawa), Eric Locke (Feb. 16, 2013 vs Windsor/ Jan. 18, 2013 vs S.S. Marie), Garret Ross (Feb. 18, 2013 at Windsor), Eric Locke (Jan. 18, 2013 vs Sault Ste. Marie)	
Most Assists	3
12 times	
Most Points	5
Garret Ross (Feb. 16, 2013 vs Windsor Spitfires), Eric Locke (Feb. 16, 2013 vs Windsor/Jan. 18, 2013 vs Sault Ste. Marie)	
Most Power-Play Goals	3
Jimmy Lodge (Feb. 15, 2013 vs Oshawa)	
Most Shorthanded Goals	2
Justin Kea (Jan. 5, 2013 vs Owen Sound)	
Fastest Opening Goal	0:27
Nick Moutrey (Nov. 30, 2012 at Sarnia)	
Fastest Period Goal	0:13
Nick Moutrey (Dec. 1, 2012 vs Ottawa)	
Fastest Two Goals by One Player	0:43
Garret Ross (Dec. 29, 2012 vs Windsor)	
Fastest Three Goals by One Player	23:33
Eric Locke (Feb. 16, 2013 vs Windsor)	
Longest Point Scoring Streak (Games)	17
Eric Locke (Jan. 18, 2013 to Mar. 2, 2013. 15G, 15A)	
Longest Goal Scoring Streak (Games)	6
Garret Ross (Jan. 26, 2013 to Feb. 13, 2013. 7G, 7A) Jimmy Lodge (Jan. 25, 2013 to Feb. 9, 2013. 7G, 7A)	

2013 OHL PRIORITY SELECTIONS

RD	NO	NAME	HOMETOWN	POS	HT	WT	BIRTHDATE
1	8	Mitchell Stephens	Peterborough, Ont.	Centre	5.09	166	2/5/1997
2	23	Ryan Orban	Stittsville, Ont.	Left Defence	6.02	205	7/24/1997
2	28	Michael Holmes	Barrie, Ont.	Left Defence	6.02	166	2/3/1997
3	44	Marcus Crawford	Ajax, Ont.	Left Defence	5.10	178	3/21/1997
5	88	David Ovsjannikov	Rochester, MI	Goaltender	6.04	205	2/16/1997
7	134	Tarek Baker	Verona, WI	Left Wing	5.10	180	2/22/1997
8	143	Jackson Bales	Oakville, Ont.	Centre	5.10	150	8/28/1997
8	148	Kyler Carter	Belle River, Ont.	Centre	5.11	175	9/4/1997
9	168	Adam McPhail	Sault Ste. Marie, Ont.	Right Wing	6.01	157	4/7/1997
10	188	Chase Stewart	Thunder Bay, Ont.	Right Defence	6.01	188	4/19/1997
11	208	Christian Rajic	Oakville, Ont.	Centre	5.06	132	2/6/1997
12	228	Matthew Scott	Belleville, Ont.	Left Defence	6.03	209	4/3/1997
14	268	Brendan VanSweden	Kentwood, MI	Forward	5.10	181	3/26/1997
15	288	Josh Boyko	Mississauga, Ont.	Goaltender	5.08	157	2/21/1997

CHL Import Draft

No selections

HEAD COACH

Greg Gilbert

Born: January 22, 1962; Mississauga, ON

Coaching Record

Year	Club	GP	W	L	T	OTL	PTS	Finish
2003-04	Mississauga IceDogs	68	36	21	7	4	83	2nd (Central)
2004-05	Mississauga IceDogs	68	34	21	12	1	81	1st (Central)
2005-06	Mississauga IceDogs	68	21	40	0	7	49	5th (Central)
2011-12	Saginaw Spirit	36	20	10	-	6	46	3rd (West)
2012-13	Saginaw Spirit	68	32	29	-	7	71	4th (West)
	OHL Totals	308	143	121	19	25	330	Pct. .536

Coaching History

Paul Emms, 1974-75 to 1977-78; Bert Templeton, 1978-79; Barry Boughner and Fred Stanfield, 1979-80; Paul Gauthier, 1980-81; Bert Templeton 1981-82 to 1993-94 Shane Parker 1994-95 to 1995-96, Shane Parker and Greg Bignell 1996-97, Greg Bignell 1997-98, Mike Kelly 1998-99 to 2001-02, Dennis Desrosiers 2002-03; Dennis Desrosiers and Moe Mantha 2003-04; Doug Lidster and Bob Mancini 2004-05; Bob Mancini 2005-06 to 2006-07; Todd Watson 2007-08 to 2011-12; Greg Gilbert 2011-12 to date.

2012-13 TEAM RECORD

	W	L	OTL	SL		W	L	OTL	SL
Overall Record:	32	29	4	3	vs. Barrie	1	1	0	0
Home Record:	17	13	2	2	vs. Belleville	2	0	0	0
Road Record:	15	16	2	1	vs. Brampton	0	2	0	0
Overtime Record:	4	5			vs. Erie	2	2	0	0
					vs. Guelph	2	1	1	0
vs. East Division Opponents	6	3	0	1	vs. Kingston	1	0	0	1
vs. Central Division Opponents	6	4	0	0	vs. Kitchener	3	1	0	0
vs. West Division Opponents	11	14	2	1	vs. London	1	2	1	0
vs. Midwest Division Opponents	9	8	2	1	vs. Mississauga	2	0	0	0
					vs. Niagara	1	1	0	0
September Record	1	1	2	0	vs. Oshawa	1	1	0	0
October Record	4	7	0	0	vs. Ottawa	2	0	0	0
November Record	6	6	0	1	vs. Owen Sound	1	2	0	1
December Record	4	4	1	1	vs. Peterborough	0	2	0	0
January Record	9	2	0	0	vs. Plymouth	3	5	0	0
February Record	5	5	0	1	vs. Sarnia	2	4	0	0
March Record	3	4	1	0	vs. Sault Ste. Marie	2	3	2	1
					vs. Sudbury	2	0	0	0
Playoff Record:	0	4			vs. Windsor	4	2	0	0

SARNIA STING

RBC Centre, 1455 London Road, Sarnia, Ontario N7S 6K7
 Phone: (519) 542-4494 • Fax: (519) 542-2388
 email: info@sarniastings.com • www.sarniastings.com




TEAM DIRECTORY

Governor	Robert Ciccarelli
President	Larry Ciccarelli
Director of Hockey Operations	Bill Abercrombie
Head Coach	Trevor Letowski
Director of Hockey Administration	Mark Glavin
Assistant Coaches	Andy Delmore
	Derek DiMuzio
	Dave Rook
	Chad Oliver
Goaltending Instructor	Mark Anderson
Head Trainer	Kathy McIlwain
Strength and Conditioning Coach	Nick Sinclair
Power Skating Instructor	Mark Filipone
Director of Scouting	Jim Rauth
Scouts	Kyle Higgins
	Brian Prout
Vice President of Sales and Marketing	Marla Doyle
Office Manager	Cindi Tiltman
Box Office Manager	Caroline White
Academic Advisor	Dr. Gary Barwitzki
Medical Staff	Dr. John Vargo
	Dr. Duncan McKinlay
	Dr. Frank Sproviero
	Dr. Rob Hislop



Robert Ciccarelli




Larry Ciccarelli



Trevor Letowski

TEAM INFORMATION

Home Arena	RBC Centre	Capacity	4,118 (5,200 with standing)
Dimensions of Rink	200' x 85'		
Box Office Phone	(519) 541-1717	Arena Phone	(519) 541-1000
Press Box Location	West side of building, beside Gate 5		
Team Colours	Black, white, grey & gold		
Training Camp	RBC Centre		



Nikita Korostelev

FRANCHISE RECORD

SEASON	NAME	GP	W	L	OTL	SL	PTS	GF	GA	FINISH
2012-13	Sarnia Sting	68	35	28		5	75	247	254	3rd (West)
2011-12	Sarnia Sting	68	34	27		7	75	243	235	2nd (West)
2010-11	Sarnia Sting	68	25	36		7	57	243	321	4th (West)
2009-10	Sarnia Sting	68	17	46		5	39	184	295	5th (West)
2008-09	Sarnia Sting	68	35	26		7	77	216	210	4th (West)
2007-08	Sarnia Sting	68	37	29		2	76	251	229	3rd (West)
2006-07	Sarnia Sting	68	34	24		10	78	270	241	4th (West)
2005-06	Sarnia Sting	68	17	46		5	39	197	295	5th (West)
2004-05	Sarnia Sting	68	16	41	6	5	43	156	228	5th (West)
2003-04	Sarnia Sting	68	37	23	4	4	82	220	210	1st (West)
2002-03	Sarnia Sting	68	41	19	7	1	90	251	193	2nd (West)
2001-02	Sarnia Sting	68	27	29	5	7	66	236	260	4th (West)
2000-01	Sarnia Sting	68	28	31	7	2	65	235	244	3rd (West)
1999-00	Sarnia Sting	68	33	27	8	0	74	211	189	3rd (West)
1998-99	Sarnia Sting	68	37	25	6		80	279	216	2nd (West)
1997-98	Sarnia Sting	66	32	21	13		77	253	227	3rd (West)
1996-97	Sarnia Sting	66	35	24	7		77	286	251	2nd (West)
1995-96	Sarnia Sting	66	39	23	4		82	330	276	2nd (West)
1994-95	Sarnia Sting	66	24	37	5		53	250	292	3rd (West)
1993-94	Newmarket Royals	66	9	47	10		28	231	377	8th (Leyden)
1992-93	Newmarket Royals	66	29	28	9		67	310	301	5th (Leyden)
1991-92	Cornwall Royals	66	38	22	6		82	328	289	3rd (Leyden)
1990-91	Cornwall Royals	66	23	42	1		47	281	335	7th (Leyden)
1989-90	Cornwall Royals	66	24	38	4		52	309	361	6th (Leyden)
1988-89	Cornwall Royals	66	31	30	5		67	350	308	4th (Leyden)
1987-88	Cornwall Royals	66	35	24	7		77	333	255	3rd (Leyden)
1986-87	Cornwall Royals	66	23	40	3		49	261	369	6th (Leyden)
1985-86	Cornwall Royals	66	28	36	2		58	307	356	5th (Leyden)
1984-85	Cornwall Royals	66	34	30	2		70	355	344	4th (Leyden)
1983-84	Cornwall Royals	70	33	37	0		66	348	375	6th (Leyden)
1982-83	Cornwall Royals	70	36	33	1		73	370	335	5th (Leyden)
1981-82	Cornwall Royals	68	28	35	5		61	303	327	6th (Leyden)
	Franchise Totals	2,152	954	1,004	127	67	2,102	8,644	7,952	Pct. .488

TEAM RECORDS

SEASON

Team		
Most Points	(2002-03)	90
Most Goals	(1982-83)	370
Most Goals Against	(1993-94)	377
Fewest Goals Against	(1999-00)	189

Individual

Most Goals	Ray Sheppard (1985-86)	81
Most Assists	Doug Gilmour (1982-83)	107
Most Points	Doug Gilmour (1982-83)	177
Best GAA	Greg Howitt (1999-00)	2.53

GAME

Most Goals	5
Mike Stapleton (Feb. 7/85 vs. Kitchener); Dave Shellington (Feb. 24/85 vs. Kingston); B.J. Johnston (Feb. 25/95 at Belleville); Brendan Yarema (Mar. 1/96 vs. Owen Sound); Jan Sim (Feb. 15/97 vs. Windsor); Justin DiBenedetto (Oct. 12/08 at Sault Ste. Marie)	
Most Assists	6
Jeff Smith (Feb. 24/85 vs. Kingston) and Darren Colbourne (Oct. 29/87 vs. Toronto)	
Most Points	10
Darren Colbourne (Oct. 19/87 vs. Toronto)	
Most Powerplay Goals	4
Doug Gilmour (Oct. 18/81 at Brantford) and Jan Sim (Feb. 15/97 vs. Windsor)	
Most Shorthanded Goals	2
Aaron Brand (Mar. 10/96 at Detroit); Jeff Haerema (Oct. 17/99 at Windsor)	
Fastest Opening Goal	0:12
Ryan Tacher (Jan. 27/94 vs. Sault Ste. Marie)	
Fastest Period Goal	0:06
Jan Sim (Sept. 24/95 vs. London - 3rd period)	
Fastest Two Goals by One Player	0:06
Mike Bakowski (Feb. 2/84 at Windsor - 2nd period)	

Fastest Three Goals by One Player	5:03
Nathan Lafayette (Nov. 22/92 vs Guelph)	

INDIVIDUAL GAME RECORDS — 2012-13

Most Goals	4
Nikolay Goldobin (Jan. 1, 2013 at London); Reid Boucher (Jan. 12, 2013 vs Ottawa and Feb. 22, 2013 vs Erie)	
Most Assists	7
Charles Sarault (Feb. 22, 2013 vs Erie)	
Most Points	7
Charles Sarault (Feb. 22, 2013 vs Erie)	
Most Power-Play Goals	3
Reid Boucher (Feb. 3, 2013 at Kingston)	
Most Shorthanded Goals	1
9 times	
Fastest Opening Goal	0:15
Reid Boucher (Feb. 22, 2013 vs Erie)	
Fastest Period Goal	0:15
Reid Boucher (Feb. 22, 2013 vs Erie)	
Fastest Two Goals by One Player	2:50
Reid Boucher (Jan. 18, 2013 vs Erie)	
Fastest Three Goals by One Player	15:38
Nikolay Goldobin (Jan. 1, 2013 at London)	
Longest Point Scoring Streak (Games)	8
Charles Sarault (Dec. 9, 2012 to Jan. 5, 2013. 5G, 5A) Reid Boucher (Dec. 9, 2012 to Jan. 5, 2013. 9G, 9A)	
Longest Goal Scoring Streak (Games)	5
Reid Boucher (Nov. 3, 2012 to Nov. 15, 2012. 6G, 6A) Alex Galchenyuk (Nov. 24, 2012 to Dec. 6, 2012. 7G, 7A) Reid Boucher (Dec. 9, 2012 to Dec. 31, 2012. 6G, 6A)	

SARNIA STING

2013 OHL PRIORITY SELECTIONS

RD	NO	NAME	HOMETOWN	POS	HT	WT	BIRTHDATE
1	9	Nikita Korostelev	Toronto, Ont.	Right Wing	6.00	187	2/8/1997
2	33	Noah Bushnell	Maidstone Twp, Ont.	Right Wing	6.02	200	5/30/1997
3	41	Connor Schlichting	Newmarket, Ont.	Left Defence	6.02	192	5/17/1997
4	69	Justin Fazio	Sarnia, Ont.	Goaltender	5.11	164	5/3/1997
6	103	Nick Boka	Plymouth, MI	Right Defence	5.11	155	9/8/1997
6	105	Andrew Peski	Ottawa, Ont.	Right Defence	6.00	185	3/11/1997
6	115	Alex Black	Kitchener, Ont.	Left Defence	5.11	169	9/12/1997
7	129	Martin Frechette	Rockland, Ont.	Right Wing	5.06	139	5/4/1997
8	149	Alex Boudreau	Toronto, Ont.	Left Defence	6.00	179	6/18/1997
9	169	Brody Stevens	Ann Arbor, MI	Centre	5.11	190	4/26/1997
11	209	Brenden Trattier	Petrolia, Ont.	Centre	5.09	145	7/20/1997
12	229	Luke Kunin	Chesterfield, MO	Centre	5.10	150	12/4/1997
14	269	Ryan Hunt	Toronto, Ont.	Centre	5.10	193	5/22/1997
15	289	Jean-Pascal Sabourin	Orleans, Ont.	Goaltender	5.09	179	6/22/1997

CHL Import Draft

1	29	Vladislav Kodala	Forward	5.08	143	10/30/1996
---	----	------------------	---------	------	-----	------------

HEAD COACH

Trevor Letowski

Born: April 5, 1977 in Thunder Bay, Ontario

Coaching Record

Year	Club	GP	W	L	T	OTL	PTS	Finish
2010-11	Sarnia Sting	18	7	10	-	1	15	-

Coaching History

Bob Kilger, 1981-82; Bob Kitger, Bill Murphy, Gord Woods and Jocelyn Guevremont, 1982-83; Jocelyn Guevremont, 1983-84; Floyd Crawford, 1984-85; Tony Zappia, 1985-86; Orval Tessier, 1986-87 to 1988-89; Marc Crawford, 1989-90 to 1990-91; John Lovell, 1991-92; Shawn MacKenzie, 1992-93; Don Boyd 1993-94; Don Boyd, Rich Brown and Mark Hunter 1994-95; Mark Hunter 1995-96; Joe Canale 1996-97; Mark Hunter 1997-98 to 1998-99; Mark Hunter and Rich Brown 1999-00; Rich Brown and Jeff Perry 2000-01; Jeff Perry 2001-02 to 2003-04; Shawn Camp 2004-05 to 2005-06; Dave MacQueen 2006-07 to 2009-10; Dave MacQueen and Trevor Letowski 2010-11; Jacques Beaulieu 2011-12 to 2012-13; Trevor Letowski 2013-14 to date.

2012-13 TEAM RECORD

	W	L	OTL	SL		W	L	OTL	SL
Overall Record:	35	28	1	4	vs. Barrie	1	1	0	0
Home Record:	17	14	1	2	vs. Belleville	0	2	0	0
Road Record:	18	14	0	2	vs. Brampton	1	1	0	0
Overtime Record:	4	3			vs. Erie	4	0	0	0
vs. East Division Opponents	7	3	0	0	vs. Guelph	2	2	0	0
vs. Central Division Opponents	5	4	0	1	vs. Kingston	2	0	0	0
vs. West Division Opponents	13	11	1	1	vs. Kitchener	0	3	0	1
vs. Midwest Division Opponents	10	10	0	2	vs. London	3	2	0	1
September Record	1	2	0	1	vs. Mississauga	0	2	0	0
October Record	7	4	0	0	vs. Niagara	2	0	0	0
November Record	6	5	0	1	vs. Oshawa	2	0	0	0
December Record	6	2	0	1	vs. Ottawa	1	1	0	0
January Record	7	5	0	0	vs. Owen Sound	1	3	0	0
February Record	6	7	0	0	vs. Peterborough	2	0	0	0
March Record	2	3	1	1	vs. Plymouth	2	4	0	0
Playoff Record:	0	4			vs. Saginaw	4	1	1	0
					vs. Sault Ste. Marie	3	5	0	0
					vs. Sudbury	1	0	0	1
					vs. Windsor	4	1	0	1

SOO GREYHOUNDS

269 Queen Street East, Sault Ste. Marie, Ontario P6A 1Y9
 Phone: (705) 253-5976 • Fax: (705) 945-9458
 email: info@soogreyhounds.com • www.soogreyhounds.com




TEAM DIRECTORY

President
 Governor
 General Manager
 Head Coach
 Associate Coach
 Assistant Coach
 Forward Development Coach
 Defence Development Coach
 Goaltending Consultant
 Athletic Therapist
 Equipment Manager
 Dressing Room Attendant
 Assistant Athletic Therapist
 Director of Player Development
 Scouts


Director of P.R. and Communications
 Director of Corporate Partnerships
 Dir. of Game Day Ops & Com. Rel.
 Director of Finance & Administration
 Manager of Ticket Sales
 Academic Advisor
 Club Physicians

Club Dentist


Dr. Lou Lukenda
 Dr. George Shunock
 Kyle Dubas
 Sheldon Keefe
 Joe Cirella
 AJ Maclean
 Mike Oliverio
 Greg Amadio
 Jon Elkin
 Richard Rotenberg
 Mac Stewart
 Michael Avati
 Colton King
 Victor Carneiro
 John McGarr, Nick Della Penta,
 Chris Roque, David Burstyn,
 Bill Warren
 Gerry Liscumb Jr.
 Chris Hulit
 Megan Dubas
 Tracey Herriman
 Tyson Enfield
 Jerry Bumbacco
 Dr. Phil Catania, Dr. Sharon Buehner
 Dr. Stephen Smith, Dr. David Beck
 Dr. Richard Silvano



Dr. Georg Shunock




Kyle Dubas



Sheldon Keefe

TEAM INFORMATION

Home Arena	Essar Centre	Capacity	4,928
Dimensions of Rink	200' x 85'	Arena Manager	Norm Fera
Box Office Phone	(705) 759-5251	Press Box	Suite Level (West Side)
Press Box Phone	(705) 253-5976 x 245	Training Camp	Essar Centre
Team Colours	Red & White	Manager	Kevin Cain
Affiliated Team	Soo Thunderbirds		(705) 989-5001



Blake Speers

SOO GREYHOUNDS

FRANCHISE RECORD

SEASON	NAME	GP	W	L	T	OL/SL	PTS	GF	GA	FINISH
2012-13	S.S. Marie Greyhounds	68	36	26	6	6	78	262	257	2nd (West)
2011-12	S.S. Marie Greyhounds	68	29	33	6	6	64	227	272	5th (West)
2010-11	S.S. Marie Greyhounds	68	24	36	8	8	56	238	277	5th (West)
2009-10	S.S. Marie Greyhounds	68	36	27	5	5	77	237	213	3rd (West)
2008-09	S.S. Marie Greyhounds	68	19	45	4	4	42	172	290	5th (West)
2007-08	S.S. Marie Greyhounds	68	44	18	6	6	94	247	173	1st (West)
2006-07	S.S. Marie Greyhounds	68	37	23	8	8	82	227	219	3rd (West)
2005-06	S.S. Marie Greyhounds	68	29	31	8	8	66	201	213	4th (West)
2004-05	S.S. Marie Greyhounds	68	33	25	9	1	76	210	188	1st (West)
2003-04	S.S. Marie Greyhounds	68	30	34	3	1	64	196	223	4th (West)
2002-03	S.S. Marie Greyhounds	68	26	33	6	3	61	232	284	4th (West)
2001-02	S.S. Marie Greyhounds	68	38	20	10	0	86	237	200	2nd (West)
2000-01	S.S. Marie Greyhounds	68	23	38	4	3	53	188	256	5th (West)
1999-00	S.S. Marie Greyhounds	68	37	25	6	5	85	270	217	2nd (West)
1998-99	S.S. Marie Greyhounds	68	31	29	8	7	70	244	242	4th (West)
1997-98	S.S. Marie Greyhounds	66	20	39	7	7	47	232	296	5th (West)
1996-97	S.S. Marie Greyhounds	66	39	17	10	8	88	309	220	1st (West)
1995-96	S.S. Marie Greyhounds	66	38	23	5	5	81	312	254	3rd (West)
1994-95	S.S. Marie Greyhounds	66	17	45	4	4	38	228	346	5th (West)
1993-94	S.S. Marie Greyhounds	66	35	24	7	7	77	319	268	2nd (Emms)
1992-93	S.S. Marie Greyhounds	66	38	23	5	5	81	334	260	1st (Emms)
1991-92	S.S. Marie Greyhounds	66	41	19	6	6	88	335	229	1st (Emms)
1990-91	S.S. Marie Greyhounds	66	42	21	3	3	87	303	217	1st (Emms)
1989-90	S.S. Marie Greyhounds	66	18	42	6	4	42	229	289	7th (Emms)
1988-89	S.S. Marie Greyhounds	66	21	43	2	2	44	227	304	8th (Emms)
1987-88	S.S. Marie Greyhounds	66	32	33	1	1	65	272	294	5th (Emms)
1986-87	S.S. Marie Greyhounds	66	31	31	4	4	66	301	299	5th (Emms)
1985-86	S.S. Marie Greyhounds	66	15	48	3	3	33	263	387	8th (Emms)
1984-85	S.S. Marie Greyhounds	66	54	11	1	1	109	381	215	1st (Emms)
1983-84	S.S. Marie Greyhounds	70	38	28	4	4	80	373	321	3rd (Emms)
1982-83	S.S. Marie Greyhounds	70	48	21	1	1	97	363	270	1st (Emms)
1981-82	S.S. Marie Greyhounds	68	40	25	3	3	83	274	243	2nd (Emms)
1980-81	S.S. Marie Greyhounds	68	47	19	2	2	96	412	290	1st (Leyden)
1979-80	S.S. Marie Greyhounds	68	22	45	1	1	45	281	379	6th (Leyden)
1978-79	S.S. Marie Greyhounds	68	26	42	0	0	52	317	415	6th (Leyden)
1977-78	S.S. Marie Greyhounds	68	26	37	10	10	62	330	346	5th (Leyden)
1976-77	S.S. Marie Greyhounds	66	20	41	5	5	45	261	375	5th (Leyden)
1975-76	S.S. Marie Greyhounds	66	27	26	13	13	67	341	319	5th (Leyden)
1974-75	S.S. Marie Greyhounds	70	25	36	9	9	59	312	367	9th
Totals (since 1974)		2,626	1,232	1,177	158	64	2,708	10,697	10,727	Pct. .516

TEAM RECORDS

SEASON

Team

Most Points	(1984-85)	109
Most Goals	(1980-81)	414
Most Goals Against	(1978-79)	415
Fewest Goals Against	(2007-08)	173

Individual

Most Goals	Steve Gatzos (1980-81)	78
Most Assists	Mike Kaszycki (1975-76)	119
Most Points	Wayne Gretzky (1977-78)	182
Best GAA	Kyle Gajewski (2004-05)	2.55

GAME

Most Goals

Paul Mancini (March 10, 1978 vs. Windsor)

Most Assists

Mike Kaszycki (March 11, 1976 vs. Kitchener)

Most Points

Mike Kaszycki (March 11, 1976 vs. Kitchener)

Most Powerplay Goals

13 times

Most Shorthanded Goals

10 times

Fastest Opening Goal

Mike Kaszycki (Oct. 4, 1975 at Peterborough)

Fastest Period Goal

John Goodwin (Dec. 18, 1980 vs Oshawa - 2nd period)

Fastest Two Goals by One Player

John Goodwin (Jan. 19, 1981 vs. Sudbury - 1st period)

Fastest Three Goals by One Player

Rick Tocchet (Mar. 2, 1984 vs. Windsor - 1st period)

60

INDIVIDUAL GAME RECORDS — 2012-13

Most Goals

Andrew Fritsch (Feb. 13, 2013 vs Sarnia) 4

Most Assists

Nick Cousins (Dec. 31, 2012 vs Saginaw, Feb. 16, 2013 vs Kingston, Feb. 13, 2013 vs Sarnia), Ryan Sproul (Feb. 16, 2013 vs Kingston) 4

Most Points

Nick Cousins (Feb. 16, 2013 vs Kingston) 6

Most Power-Play Goals

Andrew Fritsch (Feb. 13, 2013 vs Sarnia and Feb. 1, 2013 at Plymouth), Sergey Tolchinsky (Oct. 5, 2012 vs Kitchener), Ryan Sproul (Dec. 31, 2012 vs Saginaw) 2

Most Shorthanded Goals

15 times 1

Fastest Opening Goal

Andrew Fritsch (Nov. 16, 2012 vs Brampton) 0:24

Fastest Period Goal

Brandon Alderson (Sep. 21, 2012 vs Plymouth) 0:22

Fastest Two Goals by One Player

Nick Halagian (Feb. 13, 2013 vs Sarnia) 0:53

Fastest Three Goals by One Player

Andrew Fritsch (Feb. 13, 2013 vs Sarnia) 20:30

Longest Point Scoring Streak (Games)

Brandon Alderson (Jan. 9, 2013 to Feb. 7, 2013. 12G, 12A) 11

Longest Goal Scoring Streak (Games)

Ryan Sproul (Dec. 29, 2012 to Jan. 6, 2013. 8G, 8A) 6

2013 OHL PRIORITY SELECTIONS

RD	NO	NAME	HOMETOWN	POS	HT	WT	BIRTHDATE
1	11	Blake Speers	Sault Ste. Marie, Ont.	Centre	5.09	157	1/2/1997
2	22	Colton White	London, Ont.	Left Defence	5.11	177	5/3/1997
3	51	Zachary Senyshyn	Ottawa, Ont.	Right Wing	6.00	175	3/30/1997
4	71	Hayden Verbeek	Belle River, Ont.	Centre	5.09	155	10/17/1997
5	91	Jake Behse	Neebing, Ont.	Right Defence	6.01	182	1/31/1997
6	108	Chris Klack	Georgetown, Ont.	Centre	5.09	146	6/3/1997
6	111	James Thomson	Richmond Hill, Ont.	Right Defence	6.02	167	3/8/1997
7	131	J.D. Falconer	Barrie, Ont.	Centre	5.08	156	3/27/1997
8	151	Adrian Hochstetler-Clark	Toronto, Ont.	Goaltender	6.02	167	7/5/1997
9	160	Michael Bunting	Toronto, Ont.	Forward	5.11	170	9/17/1995
9	171	Austin Dittenhafer	Pequea, PA	Right Defence	6.01	201	4/12/1997
10	191	Travis Campbell	Windsor, Ont.	Right Wing	6.02	180	9/2/1997
11	211	Will Scott	Whitby, Ont.	Centre	5.09	149	11/22/1997
12	231	Austin Cho	Mississauga, Ont.	Left Defence	6.00	165	5/19/1997
13	240	Jake Gingell	Gregory, MI	Left Defence	6.00	180	2/11/1997
13	251	Justin Fregona	Mississauga, Ont.	Right Wing	5.05	142	5/29/1997
14	271	Brent House	London, Ont.	Right Wing	6.00	156	12/3/1997
CHL Import Draft							
1	35	Jorgen Karterud		Right Wing	6.04	190	5/6/1994

HEAD COACH

Sheldon Keefe

Born: Sept. 17, 1980 in Brampton, ON

Year	Club	GP	W	L	OTL	SO	PTS	Finish
2012-13	S.S. Marie Greyhounds	39	23	12	1	3	50	2nd (West)

Coaching History

Abbie Carricato 1972-73 to 1973-74; Angelo Bumbacco 1974-75; Muzz MacPherson 1975-76 to 1976-77; Muzz MacPherson and Paul Theriault 1977-78; Paul Theriault 1978-79; Terry Crisp 1979-80 to 1984-85; Don MacAdam 1985-86; Don Boyd 1986-87 to 1987-88; Don Boyd and Ted Nolan 1988-89; Ted Nolan 1989-90 to 1993-94; Dan Flynn 1994-95; Joe Paterson 1995-96 to 1996-97; Dave Cameron 1997-98 to 1998-99; Paul Theriault 1999-00 to 2000-01; Craig Hartsburg 2001-02; John Vanbiesbrouck and Steve Harrison 2002-03; Marty Abrams 2003-04; Marty Abrams and Craig Hartsburg 2004-05; Craig Hartsburg 2005-06 to 2007-08; Denny Lambert 2008-09 to 2010-11; Mike Stapleton 2011-12; Mike Stapleton and Sheldon Keefe 2012-13; Sheldon Keefe 2013-14 to date.

2012-13 TEAM RECORD

	W	L	OTL	SL		W	L	OTL	SL
Overall Record:	36	26	3	3	vs. Barrie	0	1	1	0
Home Record:	20	10	2	2	vs. Belleville	0	2	0	0
Road Record:	16	16	1	1	vs. Brampton	1	1	0	0
Overtime Record:	6	4			vs. Erie	2	0	0	0
					vs. Guelph	1	3	0	0
vs. East Division Opponents	4	5	0	1	vs. Kingston	1	0	0	1
vs. Central Division Opponents	8	4	1	1	vs. Kitchener	3	1	0	0
vs. West Division Opponents	17	9	1	1	vs. London	1	2	1	0
vs. Midwest Division Opponents	7	8	1	0	vs. Mississauga	2	0	0	0
					vs. Niagara	1	1	0	0
September Record	3	1	0	0	vs. Oshawa	1	1	0	0
October Record	6	6	0	0	vs. Ottawa	1	1	0	0
November Record	4	6	2	0	vs. Owen Sound	0	2	0	0
December Record	6	4	0	0	vs. Peterborough	1	1	0	0
January Record	7	2	0	2	vs. Plymouth	5	1	0	0
February Record	7	2	1	1	vs. Saginaw	6	1	1	0
March Record	3	5	0	0	vs. Sarnia	5	3	0	0
					vs. Sudbury	4	1	0	1
Playoff Record:	2	4			vs. Windsor	1	4	0	1

SUDBURY WOLVES

240 Elgin Street, Sudbury, Ontario P3E 3N6
 Phone: (705) 675-3941 • Fax: (705) 675-3944
 email: info@sudburywolves.com • www.sudburywolves.com



TEAM DIRECTORY

CEO

President and General Manager

Head Coach

Assistant General Manager

Associate Coach

Athletic Trainer

Assistant Trainer

Director of Player Development

Head Scout

Scouts

Marketing Director

Administration

Academic Advisor

Club Physicians

Club Dentist

Mark Burgess

Blaine Smith

Paul Fixter

Ken MacKenzie

David Matsos

Dan Buckland

Brandon Grace

Bryan Verreault

Andrew Shaw

Sean Howard, Gil Hughes

Terry Chitaroni, Dan Cuomo

George Bessett, Richard Wolfe,

Mike MacPherson

Curtis Hall

Miranda Swain

Gord Ewin

Dr. Jake Holub


Dr. S. Tubin

Dr. J. Ceasar

Dr. Scott Keenan



Mark Burgess




Blaine Smith



Paul Fixter

TEAM INFORMATION

Home Arena	Sudbury Arena	Capacity	4,640
Dimensions	200' x 85'	Arena Manager	Ray Mensour
Box Office Phone	(705) 671-3000	Team Colours	Blue, White & Grey
Press Box Location	North side	GM	Oscar Clouthier
Training Camp	Sudbury Arena	Head Coach	Trevor Blanchard
Affiliated Team	Sudbury Nickel Barons		



Kyle Capobianco

FRANCHISE RECORD

SEASON	NAME	GP	W	L	T	OT/SL	PTS	GF	GA	FINISH
2012-13	Sudbury Wolves	68	29	27		12	70	214	234	3rd (Central)
2011-12	Sudbury Wolves	68	36	26		6	78	242	240	4th (Central)
2010-11	Sudbury Wolves	68	29	35		4	62	235	276	4th (Central)
2009-10	Sudbury Wolves	68	26	35		7	59	193	267	5th (Central)
2008-09	Sudbury Wolves	68	26	35		7	59	227	282	5th (Central)
2007-08	Sudbury Wolves	68	17	46		5	39	175	292	5th (Central)
2006-07	Sudbury Wolves	68	29	30		9	67	225	241	3rd (Central)
2005-06	Sudbury Wolves	68	34	28		6	74	227	222	3rd (Central)
2004-05	Sudbury Wolves	68	32	23	6	7	77	201	185	4th (Central)
2003-04	Sudbury Wolves	68	25	32	6	5	61	185	220	5th (Central)
2002-03	Sudbury Wolves	68	16	46	4	2	38	175	273	5th (Central)
2001-02	Sudbury Wolves	68	25	33	5	5	60	171	216	3rd (Central)
2000-01	Sudbury Wolves	68	35	22	8	3	81	237	196	1st (Central)
1999-00	Sudbury Wolves	68	38	25	5	1	84	262	221	2nd (Central)
1998-99	Sudbury Wolves	68	25	35	8		58	261	288	2nd (Central)
1997-98	Sudbury Wolves	66	25	34	7		57	257	268	5th (Central)
1996-97	Sudbury Wolves	66	21	37	8		50	251	302	6th (Central)
1995-96	Sudbury Wolves	66	27	36	3		57	262	288	6th (Central)
1994-95	Sudbury Wolves	66	43	17	6		92	314	208	2nd (Central)
1993-94	Sudbury Wolves	66	34	26	6		74	299	275	3rd (Leyden)
1992-93	Sudbury Wolves	66	31	30	5		67	291	300	4th (Leyden)
1991-92	Sudbury Wolves	66	33	27	6		72	331	320	4th (Leyden)
1990-91	Sudbury Wolves	66	33	28	5		71	288	265	6th (Leyden)
1989-90	Sudbury Wolves	66	36	23	7		79	295	267	3rd (Emms)
1988-89	Sudbury Wolves	66	23	36	7		53	262	334	7th (Emms)
1987-88	Sudbury Wolves	66	17	48	1		35	208	339	8th (Emms)
1986-87	Sudbury Wolves	66	20	44	2		42	285	377	8th (Emms)
1985-86	Sudbury Wolves	66	29	33	4		62	293	330	5th (Emms)
1984-85	Sudbury Wolves	66	17	46	3		37	224	348	8th (Emms)
1983-84	Sudbury Wolves	70	19	50	1		39	267	427	8th (Emms)
1982-83	Sudbury Wolves	70	15	55	0		30	269	422	7th (Emms)
1981-82	Sudbury Wolves	68	19	48	1		39	274	401	7th (Emms)
1980-81	Sudbury Wolves	68	20	45	3		43	284	380	6th (Leyden)
1979-80	Sudbury Wolves	68	33	33	2		68	299	309	5th (Leyden)
1978-79	Sudbury Wolves	68	40	27	1		81	397	361	2nd (Leyden)
1977-78	Sudbury Wolves	68	16	42	10		42	255	377	6th (Leyden)
1976-77	Sudbury Wolves	66	38	24	4		80	385	290	2nd (Leyden)
1975-76	Sudbury Wolves	66	47	11	8		102	384	224	1st (Leyden)
1974-75	Sudbury Wolves	70	31	29	10		72	324	289	5th
Totals (since 1974)		2,626	1,089	1,307	152	79	2,410	10,248	11,350	Pct. .459

TEAM RECORDS

SEASON

Team		
Most Points	(1975-76)	102
Most Goals	(1978-79)	397
Most Goals Against	(1983-84)	427
Fewest Goals Against	(2004-05)	185

Individual

Most Goals	Rod Schutt (1975-76)	72
Most Assists	Ron Duguay (1975-76)	92
Most Points	Mike Foligno (1978-79)	150
Best GAA	Matt Mullin (1994-95)	3.04

GAME

Most Goals	5
Rod Schutt (Feb. 29, 1976 vs. Sault Ste. Marie); Mike Foligno (Jan. 15, 1978 vs. Peterborough); Paul DiPietro (Oct. 3, 1989 vs. Sault Ste. Marie)	
Most Assists	7
Ron Duguay (Mar. 13, 1977 at Toronto); Hector Marini (Oct. 8, 1976 vs. Ottawa); Norm Milley (Dec 18, 1998 vs. Barrie)	
Most Points	7
Ron Duguay (Mar. 13/77 at Toronto); Hector Marini (Oct. 8/76 vs. Ottawa); Norm Milley (Dec 18/98 vs. Barrie); Mike Fisher (Dec 18/98 vs. Barrie)	
Most Powerplay Goals	4
Jamie Matthews (March 11, 1994 vs. Oshawa)	
Most Shorthanded Goals	2
5 times	
Fastest Opening Goal	0:05
Dave MacQueen (Oct. 20, 1978 vs. Peterborough)	
Fastest Period Goal	0:08
Dan McCarthy (Sept. 23, 1977 vs. Oshawa - 2nd period); Barrie Moore (Jan.10, 1992 vs. Detroit - 2nd period)	
Fastest Two Goals by One Player	0:04
Mike Foligno (Jan. 16, 1979 vs. Sault Ste. Marie - 3rd period)	

Fastest Three Goals by One Player
Norm Milley (Feb. 18, 2000 vs. Toronto) 2:27

INDIVIDUAL GAME RECORDS — 2012-13

Most Goals	3
Nathan Pancel (Nov. 30, 2012 vs Owen Sound), Dominik Kubalik (Jan. 27, 2013 vs Windsor), Brody Silk (Oct. 26, 2012 vs Niagara), Joshua Leivo (Oct. 7, 2012 at Ottawa)	
Most Assists	4
Frank Corrado (Oct. 26, 2012 vs Niagara), Brody Silk (Mar. 15, 2013 vs Niagara), Joshua Leivo (Dec. 14, 2012 vs Plymouth)	
Most Points	4
8 times	
Most Power-Play Goals	2
Nathan Pancel (Nov. 30, 2012 vs Owen Sound), Brody Silk (Oct. 26, 2012 vs Niagara)	
Most Shorthanded Goals	1
4 times	
Fastest Opening Goal	1:22
Danny Desrochers (Dec. 8, 2012 vs Peterborough)	
Fastest Period Goal	0:26
Mathew Campagna (Feb. 9, 2013 vs Mississauga)	
Fastest Two Goals by One Player	1:09
Nathan Pancel (Sep. 23, 2012 vs Brampton)	
Fastest Three Goals by One Player	10:29
Dominik Kubalik (Jan. 27, 2013 vs Windsor)	
Longest Point Scoring Streak (Games)	18
Mathew Campagna (Nov. 24, 2012 to Jan. 12, 2013. 8G, 8A)	
Longest Goal Scoring Streak (Games)	4
Jacob Harris (Dec. 28, 2012 to Jan. 4, 2013. 6G, 6A)	

SUDBURY WOLVES

2013 OHL PRIORITY SELECTIONS

RD	NO	NAME	HOMETOWN	POS	HT	WT	BIRTHDATE
1	7	Kyle Capobianco	Mississauga, Ont.	Left Defence	6.00	155	8/13/1997
2	27	Troy Timpano	Pickering, Ont.	Goaltender	5.11	174	11/13/1997
3	59	David Zeppieri	Brampton, Ont.	Centre	6.00	182	2/4/1997
4	67	Austin Clapham	Toronto, Ont.	Right Defence	6.00	185	7/9/1997
5	95	Chase Hawley	Kingston, Ont.	Left Defence	6.00	175	2/1/1997
6	101	Noah Robinson	Mississauga, Ont.	Right Wing	5.10	187	5/22/1997
6	117	Michael Silveri	North Bay, Ont.	Centre	6.01	158	3/6/1997
8	147	Josh Dickinson	Georgetown, Ont.	Centre	5.11	158	11/17/1997
9	167	Liam Turnbull	London, Ont.	Goaltender	6.00	163	1/7/1997
11	207	Connor Schmalz		Right Wing	6.00	148	5/22/1997
12	227	Nicholas Hamre	Cumberland, Ont.	Left Wing	5.07	159	4/25/1997
13	249	Niibin Nashkawa	Massey, Ont.	Left Defence	5.09	180	7/18/1997
15	287	Nolan Smith		Right Defence	6.04	178	4/11/1997
15	291	Rory Milne	Oshawa, Ont.	Centre	5.10	150	5/21/1997

CHL Import Draft

No selections

HEAD COACH

Paul Fixter

Born:

Year	Club	GP	W	L	OTL	SL	PTS	Finish
No OHL coaching record								

Coaching History

Barry MacKenzie, Larry Rubic and Trevor Boyce 1972-73; Mac MacLean 1973-74; Stu Duncan 1974-75; Jerry Toppazzini 1975-76 to 1976-77; Marcel Clements and Andy Laing 1977-78; Andy Laing 1978-79 to 1980-81; Joe Drago 1981-82; Ken Gratton, Marcel Clements and Bill Harris 1982-83; Bill Harris and Andy Spruce 1983-84; Andy Spruce 1984-85; Bob Strumm and Wayne Maxner 1985-86; Guy Blanchard 1986-87; John Wallin and Ken MacKenzie 1987-88; Ken MacKenzie 1988-89 to 1991-92; Glenn Merkasky 1992-93 to 1994-95; Glenn Merkasky and Todd Lalonde 1995-96; Todd Lalonde 1996-97; Todd Lalonde and Tom Watt 1997-98; Reg Higgs 1998-99; Bert Templeton 1999-00 to 2002-03; Mike Foligno 2003-04 2008-09; Bryan Verrault and Mike Foligno 2009-10, Trent Cull 2010-11 to 2012-13; Paul Fixter 2013-14 to date.

2012-13 TEAM RECORD

	W	L	OTL	SL		W	L	OTL	SL
Overall Record:	29	27	5	7	vs. Barrie	4	4	0	0
Home Record:	18	9	3	4	vs. Belleville	1	3	0	0
Road Record:	11	18	2	3	vs. Brampton	3	4	0	1
Overtime Record:	0	8			vs. Erie	2	0	0	0
					vs. Guelph	0	2	0	0
vs. East Division Opponents	7	5	1	3	vs. Kingston	1	1	0	0
vs. Central Division Opponents	15	8	2	3	vs. Kitchener	0	1	1	0
vs. West Division Opponents	5	7	1	1	vs. London	0	2	0	0
vs. Midwest Division Opponents	2	7	1	0	vs. Mississauga	5	0	0	1
					vs. Niagara	3	0	2	1
September Record	2	3	0	0	vs. Oshawa	1	1	1	1
October Record	5	5	0	1	vs. Ottawa	1	0	0	1
November Record	3	7	0	3	vs. Owen Sound	0	2	0	0
December Record	6	1	2	1	vs. Peterborough	3	0	0	1
January Record	7	1	2	1	vs. Plymouth	1	1	0	0
February Record	4	6	0	1	vs. Saginaw	0	2	0	0
March Record	2	4	1	0	vs. Sarnia	1	1	0	0
					vs. Sault Ste. Marie	2	2	1	1
Playoff Record:	4	5			vs. Windsor	1	1	0	0

WINDSOR SPITFIRES

Windsor Family Credit Union Centre, 8787 McHugh St., Windsor, Ontario N8S 0A1


Phone: (519) 254-9256 • Fax: (519) 254-9257

email: frontoffice@windsorspitfires.com • www.windsorspitfires.com



TEAM DIRECTORY

President and Head Coach	Bob Boughner
Vice-President/General Manager	Warren Rychel
Assistant GM/Head Scout	Terry Doran
Associate Coach	Bob Jones
Assistant Coach	Jerrold Smith
Goaltending Coach	Paul Billing
Video Coach	Sean Demuynck
Athletic Therapist	Joey Garland
Equipment Manager	JR Grant
Assistant Equipment Manager	Jordan Bezaire
Scouts	Larry Gertsakis, Mike Glover, Brian Teakle, Mike Kesler, Matt Moran, Don Dickson, Dan Currie
European Consultant	Michael Kokavec
Director of Business Development	Steve Horne
Administrator	Andrea Eidukas-Mooney
Community & Game Operations	Felicia Krautner
Media & Public Relations	Dave Ducharme
Academic Advisors	Dennis Gignac
Club Physician	John Laporte
Club Dentist	Dr. Roy Diklich, Dr. Bob McKay Dr. Roger Shaban



Bob Boughner




Warren Rychel



Bob Jones

TEAM INFORMATION

Home Arena	WFCU Centre	Capacity	6,500
Dimensions of Rink	200' x 85'	Box Office:	(519) 254-5000
Arena Phone:	(519) 974-7979	Arena Manager	Doug Sweet
Press Box	3rd level, East end of arena		
Team Colours	Blue, red & white	Training Camp	TBA
Affiliated Team	LaSalle Jr. B		



Ryan Moore

WINDSOR SPITFIRES

FRANCHISE RECORD

SEASON	NAME	GP	W	L	OTL	SL	PTS	GF	GA	FINISH
2012-13	Windsor Spitfires	68	26	33		9	61	212	278	5th (West)
2011-12	Windsor Spitfires	68	29	32		7	65	213	258	4th (West)
2010-11	Windsor Spitfires	68	39	23		6	84	280	247	2nd (West)
2009-10	Windsor Spitfires	68	30	12		6	106	331	203	1st (West)
2008-09	Windsor Spitfires	68	37	10		1	115	311	171	1st (West)
2007-08	Windsor Spitfires	68	41	15		12	94	279	205	2nd (West)
2006-07	Windsor Spitfires	68	18	43		7	43	209	311	5th (West)
2005-06	Windsor Spitfires	68	32	29		7	71	247	252	3rd (West)
2004-05	Windsor Spitfires	68	26	29	6	7	65	223	253	3rd (West)
2003-04	Windsor Spitfires	68	27	30	3	8	65	201	219	3rd (West)
2002-03	Windsor Spitfires	68	37	25	5	1	80	259	221	3rd (West)
2001-02	Windsor Spitfires	68	33	24	6	5	77	253	229	3rd (West)
2000-01	Windsor Spitfires	68	34	22	8	4	80	257	221	2nd (West)
1999-00	Windsor Spitfires	68	35	31	2	1	73	213	231	4th (West)
1998-99	Windsor Spitfires	68	23	39	6	5	52	203	294	5th (West)
1997-98	Windsor Spitfires	66	19	42	5		43	261	340	6th (West)
1996-97	Windsor Spitfires	66	29	29	8		66	303	285	3rd (West)
1995-96	Windsor Spitfires	66	21	41	4		46	256	312	4th (West)
1994-95	Windsor Spitfires	66	41	22	3		85	303	232	2nd (West)
1993-94	Windsor Spitfires	66	25	36	5		55	253	298	7th (Emms)
1992-93	Windsor Spitfires	66	19	42	5		43	240	343	8th (Emms)
1991-92	Windsor Spitfires	66	25	33	8		58	272	316	5th (Emms)
1990-91	Windsor Spitfires	66	33	29	4		70	307	279	4th (Emms)
1989-90	Windsor Spitfires	66	17	41	8		42	233	341	8th (Emms)
1988-89	Windsor Spitfires	66	25	37	4		54	272	321	5th (Emms)
1987-88	Windsor Spitfires	66	50	14	2		102	396	215	1st (Emms)
1986-87	Windsor Spitfires	66	36	25	5		77	287	249	3rd (Emms)
1985-86	Windsor Spitfires	66	34	26	6		74	280	259	3rd (Emms)
1984-85	Windsor Spitfires	66	28	35	3		59	267	301	5th (Emms)
1983-84	Windsor Spitfires	70	22	46	2		46	280	379	6th (Emms)
1982-83	Windsor Spitfires	70	19	50	1		39	289	394	6th (Emms)
1981-82	Windsor Spitfires	68	22	42	4		48	269	343	6th (Emms)
1980-81	Windsor Spitfires	68	33	33	2		68	322	337	2nd (Emms)
1979-80	Windsor Spitfires	68	36	31	1		73	323	344	1st (Emms)
1978-79	Windsor Spitfires	68	32	35	1		65	323	322	3rd (Emms)
1977-78	Windsor Spitfires	68	36	24	8		80	336	289	2nd (Emms)
1976-77	Windsor Spitfires	66	21	37	8		50	294	386	5th (Emms)
1975-76	Windsor Spitfires	66	12	50	4		28	251	470	6th (Emms)
Totals		2,556	1,142	1,197	137	81	2,502	10,310	10,948	Pct. 48.9

TEAM RECORDS

SEASON

Team		
Most Points	(2008-09)	115
Most Goals	(1987-88)	396
Most Goals Against	(1975-76)	470
Fewest Goals Against	(2008-09)	171

Individual

Most Goals	Ernie Godden (1980-81)	87
Most Assists	Bill Bowler (1994-95)	102
Most Points	Ernie Godden (1980-81)	153
Best GAA	Andrew Engelage (2008-09)	2.35

GAME

Most Goals	5
Gerry Leroux (Oct. 27, 1977 vs. Niagara Falls); Paul Gagne (Oct. 11, 1979 vs. Niagara Falls)	
Most Assists	6
Greg Gravel (Oct. 28, 1982 vs. Sudbury)	
Most Points	9
Greg Gravel (Oct. 28, 1982 vs. Sudbury)	
Most Powerplay Goals	3
Ernie Godden (Mar. 21/81 vs. London); Greg Gravel (Oct. 28/82 vs. Sudbury); Bill Bowler (Jan. 23/93 at Peterborough); Craig Lutes (Mar. 17/93 at Detroit)	
Most Shorthanded Goals	2
Claude Laiselle (Mar. 8/83 vs. Guelph); Kelly Cain (Dec. 11/87 at Hamilton); Glenn Crawford (Sept. 29/95 at Sarnia); Shawn Mather (Sep. 28/00 vs. S.S. Marie); Eric Locke (Dec. 11/10 at Sarnia)	
Fastest Opening Goal	0:09
Kevin White (Oct. 4, 1990 vs. Kitchener)	
Fastest Period Goal	0:05
Jason Spezza (Nov. 18, 2001 at Toronto - 3rd period)	
Fastest Two Goals by One Player	0:07
Blair Barnes (Nov. 9, 1979 at London - 2nd period)	

Fastest Three Goals by One Player 2:56
Bill Bowler (Mar. 5, 1994 at Owen Sound - 2nd period)

INDIVIDUAL GAME RECORDS — 2012-13

Most Goals	3
Alexander Khokhlov (Feb. 7, 2013 at Peterborough, Jan. 27, 2013 at Sudbury, Mar. 10, 2013 vs London), Ben Johnson (Jan. 4, 2013 at Sarnia)	
Most Assists	5
Alex Aleardi (Feb. 7, 2013 at Peterborough), Kerby Rychel (Feb. 7, 2013 at Peterborough)	
Most Points	6
Kerby Rychel (Feb. 7, 2013 at Peterborough)	
Most Power-Play Goals	2
Derek Schoenmakers (Oct. 11, 2012 vs S.S. Marie), Alexander Khokhlov (Feb. 7, 2013 at Peterborough and Jan. 27, 2013 at Sudbury)	
Most Shorthanded Goals	1
Brady Vail (Nov. 29, 2012 vs Barrie and Mar. 7, 2013 vs S.S. Marie)	
Fastest Opening Goal	0:10
Kerby Rychel (Jan. 13, 2013 at Oshawa)	
Fastest Period Goal	0:10
Kerby Rychel (Jan. 13, 2013 at Oshawa)	
Fastest Two Goals by One Player	0:19
Michael Clarke (Oct. 11, 2012 vs Sault Ste. Marie)	
Fastest Three Goals by One Player	16:38
Ben Johnson (Jan. 4, 2013 at Sarnia)	
Longest Point Scoring Streak (Games)	11
Alexander Khokhlov (Jan. 27, 2013 to Feb. 21, 2013. 9G, 9A) Alex Aleardi (Dec. 31, 2012 to Jan. 24, 2013. 4G, 4A) Kerby Rychel (Jan. 27, 2013 to Feb. 21, 2013. 8G, 8A)	
Longest Goal Scoring Streak (Games)	4
Kerby Rychel (Nov. 4, 2012 to Nov. 17, 2012. 5G, 5A)	

2013 OHL PRIORITY SELECTIONS

RD	NO	NAME	HOMETOWN	POS	HT	WT	BIRTHDATE
2	35	Ryan Moore	Troy, MI	Centre	5.08	150	4/9/1997
3	43	Liam Murray	Orleans, Ont.	Left Defence	6.00	191	6/28/1997
3	47	Andrew Burns	Oakville, Ont.	Left Defence	5.11	165	2/2/1997
4	68	Aaron Luchuk	Kingston, Ont.	Centre	5.08	182	4/5/1997
5	81	Brendan Warren	Carleton, MI	Centre	6.00	170	5/7/1997
5	97	Brendan Johnston	Port Lambton, Ont.	Goaltender	5.11	165	3/30/1997
6	119	Ryan Markovic	Mississauga, Ont.	Left Defence	6.02	180	5/10/1997
9	163	Drew Marlatt	Chatham, Ont.	Left Wing	5.10	194	6/26/1997
10	189	Mathew Hudie		Forward	6.00	165	2/18/1996
11	203	Christian Fischer	Wayne, IL	Centre	6.00	180	4/15/1997
12	220	Daniel Miller	Erie, PA	Left Wing	6.03	200	2/19/1997
12	223	Michael Andlauer	Burlington, Ont.	Right Wing	6.01	165	8/22/1997
13	243	Anton Trublin	Toronto, Ont.	Centre	5.10	161	2/9/1997
14	263	Eli Billing	Tecumseh, Ont.	Goaltender	5.09	150	10/17/1997
15	285	Matthew Busby	Shanty Bay, Ont.	Right Defence	5.10	163	1/13/1997
CHL Import Draft							
1	11	Jacob De La Rose	Arvika, Sweden	Centre	6.02	190	5/20/1995
1	20	Nikita Yozkov		Right Wing	6.00	165	2/27/1996

HEAD COACH

Bob Boughner Born: March 8, 1971, Windsor, Ontario

Coaching Record

Year	Club	GP	W	L	T	OTL	PTS	Finish
2006-07	Windsor Spitfires	68	18	43		7	43	5th (West)
2007-08	Windsor Spitfires	68	41	15		12	94	2nd (West)
2008-09	Windsor Spitfires	68	57	10		1	115	1st (West)
2009-10	Windsor Spitfires	68	50	12		6	106	1st (West)
2011-12	Windsor Spitfires	68	29	32		7	65	4th (West)
2012-13	Windsor Spitfires	68	26	33		9	61	5th (West)
OHL Totals		408	213	155	0	40	466	Pct. .571

Coaching History

Doug Johnston and Wayne Maxner 1975-76; Wayne Maxner 1976-77 to 1979-80; Ron Harris and Ron Carroll 1980-81; Marcel Pronovost 1981-82; Marcel Pronovost, Doug Imrie and John Becanic 1982-83; Bob Boucher, Terry McDannell and Wayne Maxner 1983-84; Mark Craig 1984-85; Tom Webster 1985-86; Tom Webster, Jim Rutherford and Tony MacDonald 1986-87; Tom Webster 1987-88 to 1988-89; Brad Smith 1989-90 to 1990-91; Brad Smith, Wayne Maxner and Dave Prpich 1991-92; Wayne Maxner and Kevin McIntosh 1992-93; Shane Parker 1993-94; Mike Kelly 1994-95; Mike Kelly and Paul Gillis 1995-96; Paul Gillis 1996-97; Vern Stenlund, Dave Prpich and Tony Curtale 1997-98; Tony Curtale and Dave Prpich 1998-99; Tom Webster 1999-00 to 2001-02; Tom Webster and Mike Kelly 2002-03; Steve Smith and Mike Kelly 2003-04; Mike Kelly and Dave Prpich 2004-05; Moe Mantha, Bill Bowler and D.J. Smith 2005-06; Bob Boughner 2006-07 to 2009-10, Bob Jones 2010-11; Bob Boughner 2011-12 to date

2012-13 TEAM RECORD

	W	L	OTL	SL		W	L	OTL	SL
Overall Record:	26	33	3	6	vs. Barrie	0	1	1	0
Home Record:	17	14	0	3	vs. Belleville	0	0	0	2
Road Record:	9	19	3	3	vs. Brampton	1	1	0	0
Overtime Record:	0	6			vs. Erie	3	0	1	0
					vs. Guelph	2	2	0	0
vs. East Division Opponents	4	4	0	2	vs. Kingston	0	2	0	0
vs. Central Division Opponents	3	4	1	2	vs. Kitchener	1	2	0	1
vs. West Division Opponents	10	14	1	1	vs. London	3	3	0	0
vs. Midwest Division Opponents	9	11	1	1	vs. Mississauga	1	0	0	1
					vs. Niagara	0	1	0	1
September Record	3	1	0	1	vs. Oshawa	2	0	0	0
October Record	4	5	0	2	vs. Ottawa	1	1	0	0
November Record	3	6	1	2	vs. Owen Sound	0	4	0	0
December Record	4	6	0	0	vs. Peterborough	1	1	0	0
January Record	6	4	0	1	vs. Plymouth	1	6	1	0
February Record	4	8	0	0	vs. Saginaw	2	4	0	0
March Record	2	3	2	0	vs. Sarnia	2	3	0	1
					vs. Sault Ste. Marie	5	1	0	0
					vs. Sudbury	1	1	0	0